

SUMMARY OF 2005-2006 ILLINOIS DEER SEASONS

Forest Wildlife Program, Illinois Department of Natural Resources



General Information

Season Dates:

Archery Season – October 1, 2005 through January 12, 2006, closed during firearm deer season in counties open to firearm deer hunting

Youth Season – October 8-9, 2005

Firearm Season – November 18-20; December 1-4, 2005

Muzzleloader Season – December 9-11, 2005 (also allowed December 1-4)

Late-Winter Antlerless Season/CWD Season – January 13-15, 2006

Total Days of Deer Hunting: 107

Bag Limit: One deer per legal permit, with no set limit for total number of deer allowed. No more than 2 antlered deer during the year, except additional antlered deer may be taken during the special CWD season only.

Significant Changes: (1) This was the first year in which harvested deer were registered via an automated harvest reporting system, instead of using check stations (with a few exceptions); and (2) a new Special Chronic Wasting Disease (CWD) Deer Season was implemented to combat CWD in select counties.

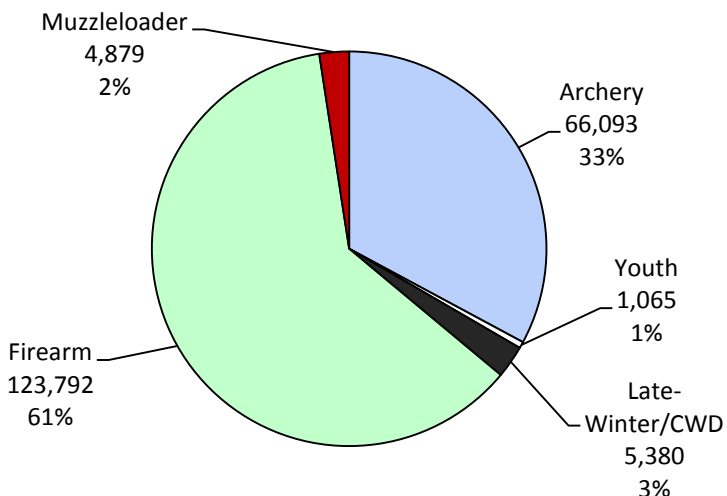
Harvest Reporting: Successful deer hunters were required to register their harvest by 10 p.m. on the same calendar day as the deer was taken by using a new automated harvest reporting system (choice of telephone or internet). The only exception to automated harvest reporting occurred in select northern Illinois counties during the firearm and special chronic wasting disease (CWD) deer seasons, where mandatory check stations were staffed by IDNR biologists to collect tissue samples for CWD surveillance.

Total Harvest (all seasons): 201,209 (new record)

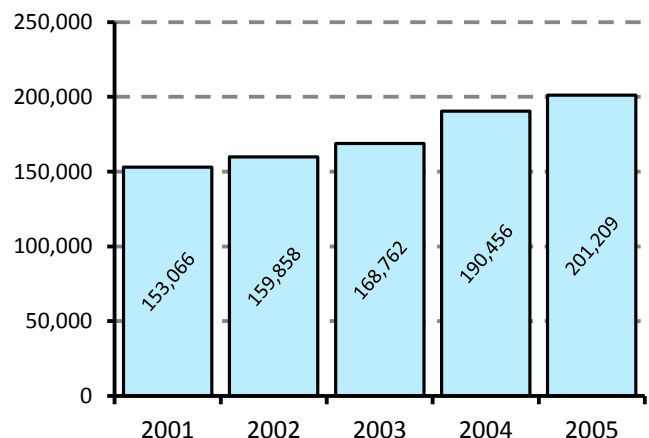
Previous Record: 190,456 (2004)

Harvest Sex Ratio (all seasons): 54.3% male: 45.7% female; (40.3% antlered: 59.7% antlerless)

2005-2006 Illinois deer harvest by season



Recent deer harvest trends (all seasons)



2005 Permitting

IDNR's Permit Office issued 570,811 deer permits for all seasons, including both lottery-issued permits and over-the-counter permits. The number of permits issued increased for all seasons except the Late Winter Season.

Number and types of permits issued for the 2005-2006 deer seasons			
Archery	Number of Resident Permits	Number of Nonresident Permits	Percent Nonresident
Landowner POH Permit, Either-Sex ¹	30,075	756	2.45%
Landowner POH Permit, Antlerless-Only ¹	30,075	756	2.45%
Single Either-Sex Permit	1,557	0	0.00%
Single Antlerless-Only Permit	0	3,085	100.00%
Combination OTC Permit (1 ES + 1 AO)	109,193	18,565	14.53%
TOTAL	170,900	23,162	11.94%
Firearm			
Landowner POH Permit, Either-Sex ¹	43,248	1,265	2.84%
Landowner POH Permit, Antlerless-Only ¹	43,238	836	1.90%
Landowner Countywide Hunting Permit	0	0	0.00%
Full-season Either-Sex Permit	153,214	6,892	4.30%
Full-season Antlerless-Only Permit	73,247	3,767	4.89%
First-season Either-Sex Permit	534	1	0.19%
First-season Antlerless-Only Permit	557	0	0.00%
Second-season Either-Sex Permit	2,923	71	2.37%
Second-season Antlerless-Only Permit	147	0	0.00%
TOTAL	317,108	12,832	3.89%
Muzzleloader			
Either-Sex Permit	19,921	77	0.39%
Antlerless-Only Permit	6,252	42	0.67%
TOTAL	26,173	119	0.45%
Other Seasons			
Late Winter Antlerless-Only Permit	17,106	0	0.00%
CWD Antlerless-Only Permit	302	0	0.00%
Youth Antlerless-Only Permit	3,109	0	0.00%
Subtotal: All Seasons/Permit Types	534,698	36,113	6.33%
Grand Total	570,811		

¹ POH = "property only hunting"; a landowner permit that is valid only on the property owned/leased by that landowner

2005 Archery Deer Season Results

Length: 104 days (97 days in counties open to firearm deer hunting)

Number of Counties Open: 102

Special Regulations: Resident combination permits (one either-sex and one antlerless-only tag) available over-the-counter (OTC) in unlimited quantities, while a single either-sex permit was available only by application to the Permit Office. Nonresident combination permits were limited to a quota of 20,000 and issued via lottery, but single antlerless-only permits were available to nonresident hunters OTC without limit.

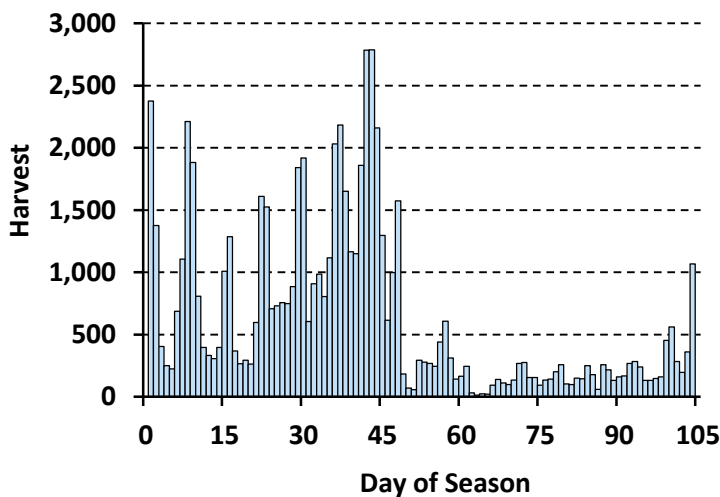
Harvest: 66,093 (new record)

Previous Record: 63,639 (2004)

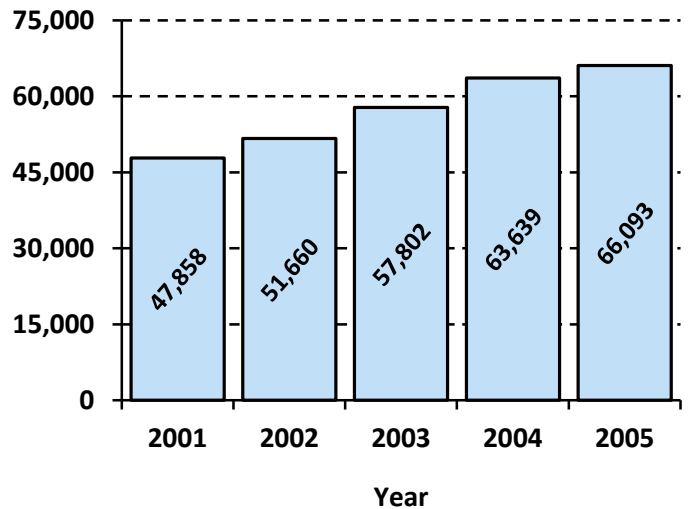
Harvest Sex Ratio: 52.6% male: 47.4% female (40.3% antlered: 59.7% antlerless)

Top 5 Counties: Pike (4,004), Fulton (1,545), Jefferson (1,528), Adams (1,330), LaSalle (1,231)

Daily harvest during the 2005 archery deer season



Archery deer season harvest trends



Trends in the number of archery deer season permits issued statewide

Permit Type	2001	2002	2003	2004	2005
Landowner Property-Only Hunting Permit, Either-Sex	22,851	24,689	26,640	28,900	30,831
Landowner Property-Only Hunting Permit, Antlerless-Only	22,851	24,689	26,640	28,900	30,831
Single Either-Sex Permit	2,239	2,197	1,488	1,853	1,557
Single Antlerless-Only Permit	0	0	0	783	3,085
Combination Over-the-Counter Permit (double permit)	110,459	110,583	118,949	125,774	127,758
TOTAL	158,400	162,158	173,717	186,210	194,062

2005 Firearm Deer Season Results

Length: 7 days (split; one 3-day [Fri-Sun] + one 4-day [Thu-Sun] segment)

Number of Counties Open: 99 (closed in Cook, DuPage, Lake)

Special Regulations: County-specific (or special hunt area-specific) permits issued via lotteries from IDNR Permit Office. Mandatory check stations in effect for seven northern Illinois counties (Stephenson, Winnebago, Boone, McHenry, Ogle, DeKalb, Kane) for chronic wasting disease surveillance; other counties used automated harvest reporting.

Weather Conditions: Favorable first season; second season included rain, freezing rain, sleet, snow and high winds across much of the state.

Corn Harvest: 99% complete statewide by beginning of season

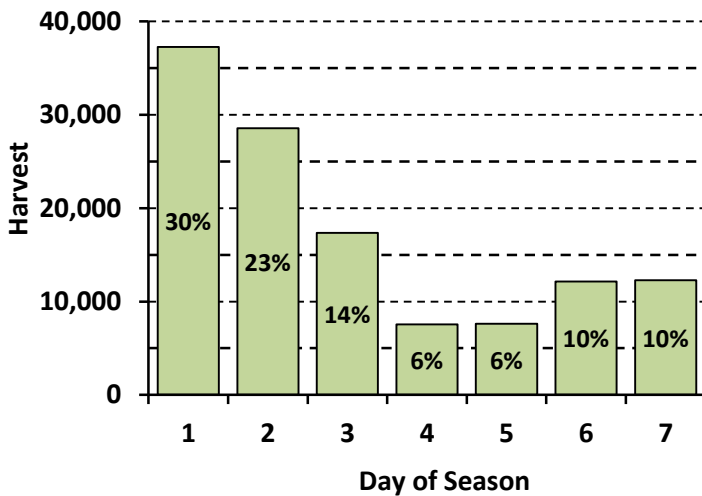
Deer Harvest: 123,792 (new record)

Previous Record: 116,675 (2004)

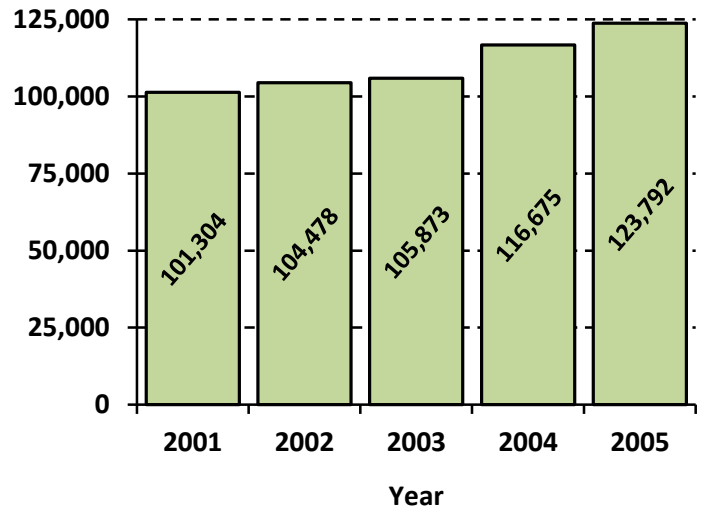
Harvest Sex Ratio: 57.2% male: 42.8% female (42.8% antlered: 57.2% antlerless)

Top 5 Counties: Pike (4,173), Adams (3,336), Fulton (2,987), Jefferson (2,890), Randolph (2,666)

Daily harvest during the 2005 firearm deer season



Firearm deer season harvest trends



Trends in the number of firearm deer season permits issued statewide

Permit Type	2001	2002	2003	2004	2005
Landowner Property-Only Hunting Permit, Either-Sex	38,676	39,800	41,209	42,972	44,513
Landowner Property-Only Hunting Permit, Antlerless-Only	38,401	39,528	40,918	42,649	44,074
Full-season Either-Sex Permit	140,592	140,341	145,268	152,692	160,106
Full-season Antlerless-Only Permit	41,802	42,270	49,102	65,526	77,014
First-season Either-Sex Permit	406	327	410	491	535
First-season Antlerless-Only Permit	632	656	558	620	557
Second-season Either-Sex Permit	14,678	14,284	10,319	3,770	2,994
Second-season Antlerless-Only Permit	2,984	3,020	946	150	147
TOTAL	278,171	280,226	288,730	308,870	329,940

2005 Youth Deer Season Results

Length: 2 days

Number of Counties Open: 43 (only available in counties open to the Late-Winter Deer Season)

Special Regulations: Antlerless-only; participation limited to youths under the age of 16. One county-specific permit per hunter issued via lottery from IDNR Permit Office. Hunters must be accompanied by responsible supervising adult.

Harvest: 1,065 (new record)

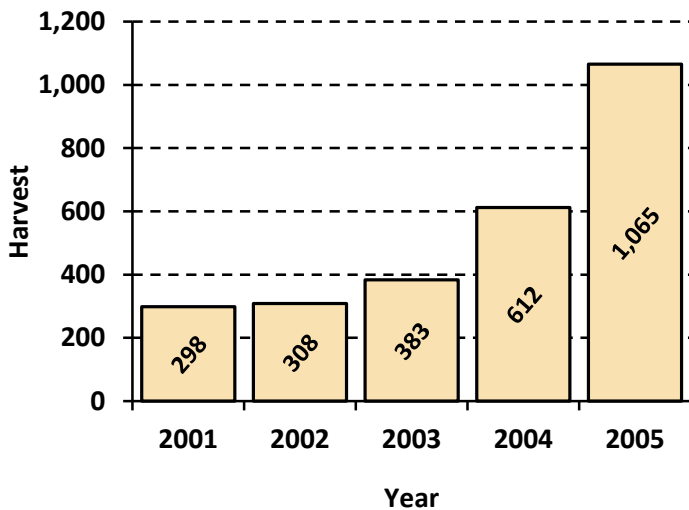
Previous Record: 612 (2004)

Harvest Sex Ratio: 22.7% male: 77.3% female

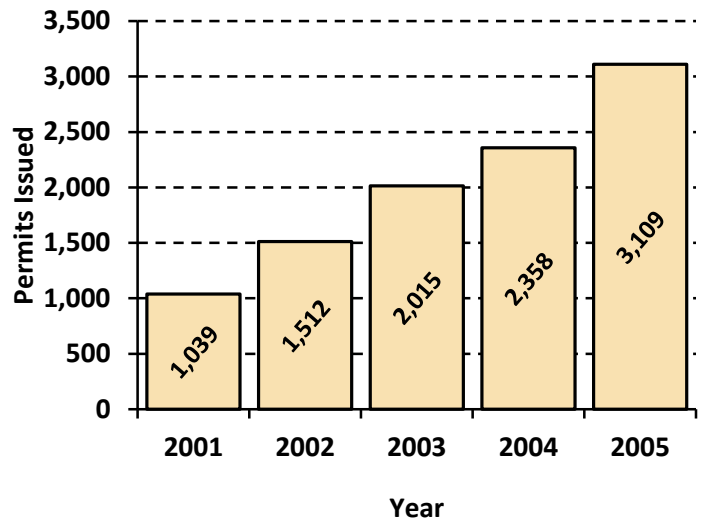
Hunter Success Rate: 34.3%

Top 5 Counties: Randolph (72), Pike (66), Jefferson (58), Fayette (55), Fulton (50)

Youth deer season harvest trends



Youth deer season trends in permits issued



2005 Muzzleloader Deer Season Results

Length: 3 days

Number of Counties Open: 99 (closed in Cook, DuPage, Lake)

Special Regulations: County-specific (or special hunt area-specific) permits issued via lotteries from IDNR Permit Office. Hunters with muzzleloader permits were also allowed to hunt with a muzzleloader during the 2nd Firearm Deer Season (4 days). Recipients of landowner permits (for their own property only) valid during the Firearm Deer Season could use those unfilled permits during the Muzzleloader Deer Season so long as they used a muzzleloading rifle.

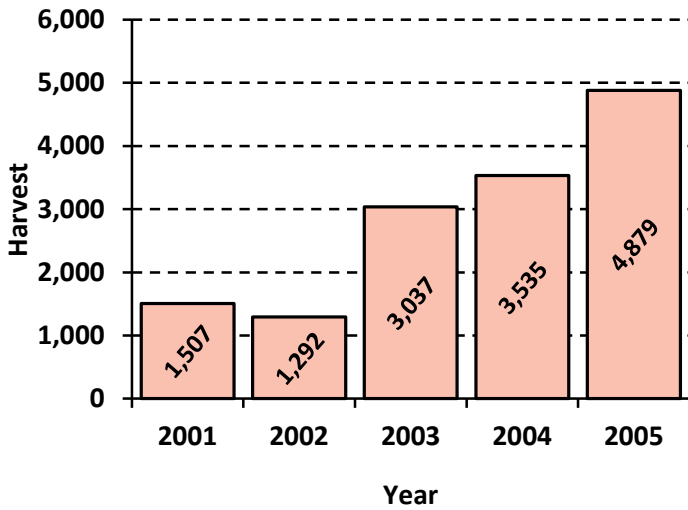
Harvest: 4,879 (new record)

Previous Record: 3,535 (2004)

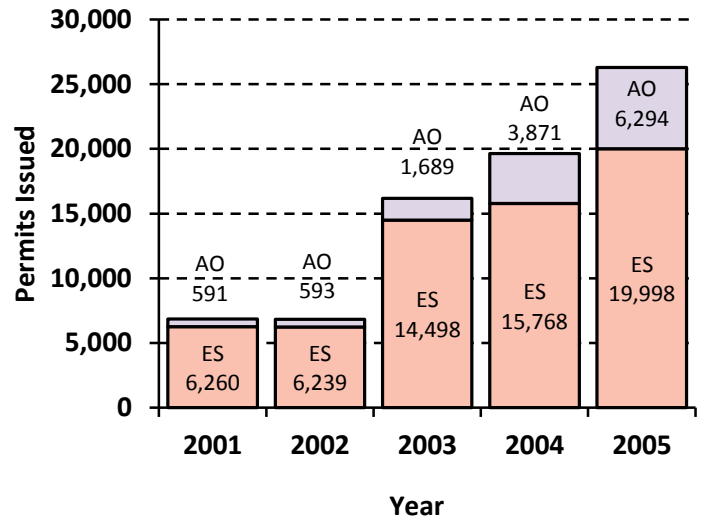
Harvest Sex Ratio: 40.7% male: 59.3% female (26.8% antlered: 73.2% antlerless)

Top 5 Counties: Pike (300), Fulton (128), Randolph (117), Calhoun (110), Jefferson (103)

Muzzleloader deer season harvest trends



Muzzleloader deer season trends in permits issued



2005-2006 Late-Winter Deer Season Results

Length: 3 days

Number of Counties Open: 51 (8 were added this year)

Special Regulations: County-specific antlerless-only permits issued via lottery to Illinois residents from IDNR Permit Office. Recipients of landowner permits (for their own property only) valid during the Firearm Deer Season could use those unfilled permits during the Late-Winter Deer Season provided the county in which their land was located was open to the season, but only antlerless deer could be taken. Legal weapons were shotguns, muzzleloaders, or handguns (this season was limited to handguns prior to the January 2005 season).

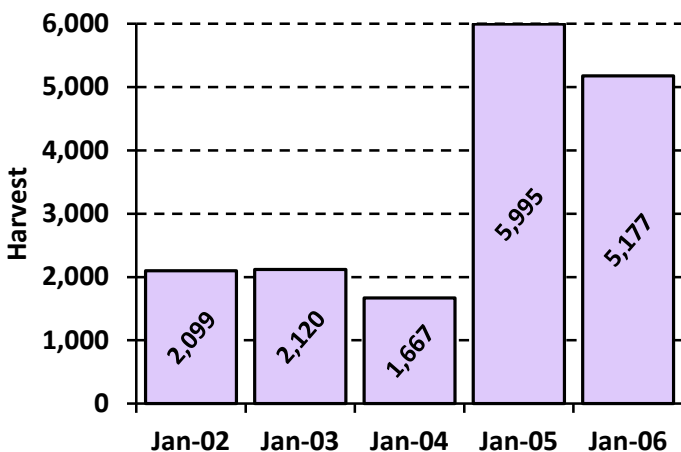
Harvest: 5,177

Season Record: 5,995 (2004)

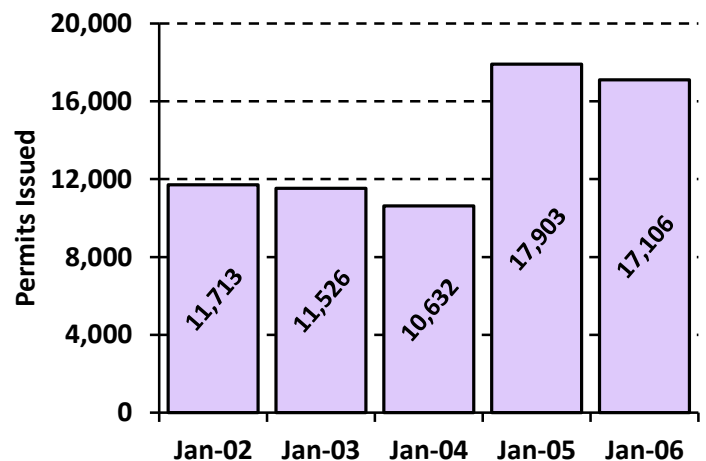
Harvest Sex Ratio: 23.6% male: 76.4% female

Top 5 Counties: Pike (439), Wayne (241), JoDaviess (228), Adams (223), Jefferson (218)

Late-Winter deer season harvest trends



Late-Winter season trends in permits issued



2005-2005 Special CWD Deer Season Results

Length: 3 days (concurrent with Late-Winter Season)

Number of Counties Open: 4 (Boone, DeKalb, McHenry, Winnebago)

Special Regulations: Legal weapons were shotguns, muzzleloaders, handguns, or bows. County-specific antlerless-only permits were issued via lottery to Illinois residents from the IDNR Permit Office. Unfilled firearm, muzzleloader, and archery permits valid for open counties may also be used during this season. Persons using any of these permits must use the weapon(s) allowed by that permit, and only harvest the sex of deer allowed by that permit. Mandatory county check stations were used for harvest reporting. Hunters willing to allow sampling of their harvested deer for CWD testing were given a free either-sex permit so that they could continue to hunt. The limit of 2 antlered deer was waived during this season.

Harvest: 203

Season Record: 203 (this was the first year for this season)

Harvest Sex Ratio: 41.9% male: 58.1% female (20.7% antlered: 79.3% antlerless)

Harvest Age/Sex Summary (All Seasons)

At mandatory check stations, age and sex of harvested deer were recorded by IDNR wildlife biologists. For all other deer reported via the automated harvest reporting system, deer were placed into age classes based on morphological data reported by the hunter. Age classes were female adult (≥ 1.5 years), female fawn, male adult (≥ 2.5 years), male yearling (1.5 years), and male fawn.

2005 Illinois deer harvest composition by season by sex/age class ¹							
Sex/Age Class	Archery	Youth	Firearm	Muzzleloader	Late-Winter	CWD	All Seasons
Female adult	37.8%	58.0%	33.5%	46.9%	61.4%	41.1%	36.1%
Female fawn	9.6%	19.2%	9.2%	12.4%	19.2%	15.8%	9.7%
Male adult	25.9%	0.0%	24.8%	18.6%	0.2%	12.6%	24.2%
Male yearling	14.5%	0.5%	18.1%	8.2%	0.2%	13.2%	16.1%
Male fawn	12.2%	22.3%	14.4%	13.8%	19.0%	17.4%	13.8%
Total Harvest	66,093	1,065	123,792	4,879	5,177	203	201,209

¹ Only harvested deer for which there was complete age/sex information were used in calculating percentages.

Age structure of antlered bucks in the 2005 Illinois deer harvest ¹			
	Archery Season	All Gun Seasons	All Harvest
Male yearling (1.5 years)	35.8%	41.9%	39.9%
Male adult (≥ 2.5 years)	64.2%	58.1%	60.1%

¹ Only harvested deer for which there was complete age/sex information were used in calculating percentages.

Proportion of antlered deer harvest by number of antler points								
	Number of Points							
	Spike	3-4	5-6	7-8	9-10	11-12	13-14	>14
Archery Season	3.2%	7.9%	14.1%	38.2%	26.0%	7.7%	2.0%	1.0%
All Gun Seasons	5.2%	11.9%	17.8%	37.6%	20.2%	5.4%	1.4%	0.6%
All Seasons	4.6%	10.5%	16.5%	37.8%	22.1%	6.1%	1.6%	0.7%

2005 ILLINOIS COUNTY DEER HARVEST BY SEX FOR EACH SEASON (state sites included in county totals)

County	Youth			Muzzle			L-W/CWD			Firearm			Archery			All Seasons		
	M	F	Total	M	F	Total	M	F	Total	M	F	Total	M	F	Total	M	F	Total
Adams	13	17	30	43	50	93	62	161	223	1840	1496	3336	788	542	1330	2746	2266	5012
Alexander	0	0	0	14	18	32	0	0	0	310	198	508	127	84	211	451	300	751
Bond	0	1	1	8	20	28	12	17	29	665	500	1165	207	203	410	892	741	1633
Boone	0	0	0	11	8	19	16	27	43	169	109	278	101	84	185	297	228	525
Brown	8	28	36	32	53	85	44	111	155	959	790	1749	484	441	925	1527	1423	2950
Bureau	3	8	11	30	48	78	24	61	85	995	746	1741	451	390	841	1503	1253	2756
Callhoun	9	26	35	38	72	110	35	91	126	866	756	1622	632	517	1149	1580	1462	3042
Carroll	0	6	6	17	31	48	11	39	50	695	563	1258	279	278	557	1002	917	1919
Cass	2	6	8	13	28	41	4	31	35	578	451	1029	328	333	661	925	849	1774
Champaign	0	0	0	9	14	23	0	0	0	214	110	324	237	232	469	460	356	816
Christian	0	0	0	13	13	26	0	0	0	416	258	674	239	217	456	668	488	1156
Clark	8	30	38	34	31	65	23	83	106	870	610	1480	419	338	757	1354	1092	2446
Clay	4	10	14	24	35	59	21	69	90	957	691	1648	347	333	680	1353	1138	2491
Clinton	0	0	0	16	21	37	5	23	28	642	466	1108	280	249	529	943	759	1702
Coles	0	0	0	4	22	26	0	0	0	471	341	812	308	228	536	783	591	1374
Cook	0	0	0	0	0	0	0	0	0	0	0	0	112	55	167	112	55	167
Crawford	1	11	12	21	29	50	18	76	94	803	608	1411	400	350	750	1243	1074	2317
Cumberland	0	0	0	8	11	19	0	0	0	527	391	918	189	172	361	724	574	1298
DeKalb	0	0	0	6	7	13	10	13	23	209	144	353	144	126	270	369	290	659
DeWitt	0	0	0	8	17	25	0	0	0	311	166	477	267	322	589	586	505	1091
Douglas	0	0	0	7	4	11	0	0	0	167	108	275	114	101	215	288	213	501
DuPage	0	0	0	0	0	0	0	0	0	0	0	0	43	29	72	43	29	72
Edgar	0	0	0	14	16	30	0	0	0	446	327	773	224	167	391	684	510	1194
Edwards	0	0	0	10	18	28	1	17	18	386	258	644	121	103	224	518	396	914
Effingham	0	0	0	14	12	26	0	0	0	707	503	1210	234	250	484	955	765	1720
Fayette	12	43	55	35	50	85	41	115	156	1320	1045	2365	444	406	850	1852	1659	3511
Ford	0	0	0	3	2	5	0	0	0	109	71	180	42	33	75	154	106	260
Franklin	0	9	9	24	41	65	13	43	56	930	645	1575	465	471	936	1432	1209	2641
Fulton	8	42	50	56	72	128	39	109	148	1686	1301	2987	865	680	1545	2654	2204	4858
Gallatin	2	13	15	14	14	28	0	0	0	418	281	699	174	156	330	608	464	1072
Greene	8	19	27	25	33	58	39	114	153	1061	956	2017	417	458	875	1550	1580	3130
Grundy	0	0	0	6	16	22	0	0	0	342	212	554	273	254	527	621	482	1103
Hamilton	1	6	7	18	32	50	12	60	72	920	696	1616	312	347	659	1263	1141	2404
Hancock	4	11	15	34	57	91	25	104	129	1406	1127	2533	493	380	873	1962	1679	3641
Hardin	0	0	0	17	41	58	0	0	0	615	455	1070	194	204	398	826	700	1526
Henderson	0	0	0	13	24	37	0	0	0	544	398	942	144	124	268	701	546	1247

2005 ILLINOIS COUNTY DEER HARVEST BY SEX FOR EACH SEASON (state sites included in county totals)

County	Youth			Muzzle			L-W/CWD			Firearm			Archery			All Seasons		
	M	F	Total	M	F	Total	M	F	Total	M	F	Total	M	F	Total	M	F	Total
Henry	0	0	0	14	15	29	0	0	0	615	448	1063	252	252	504	881	715	1596
Iroquois	0	0	0	16	24	40	0	0	0	489	299	788	235	189	424	740	512	1252
Jackson	0	0	0	33	64	97	18	60	78	1499	1008	2507	400	401	801	1950	1533	3483
Jasper	12	31	43	36	26	62	25	89	114	767	571	1338	351	328	679	1191	1045	2236
Jefferson	9	49	58	33	70	103	42	176	218	1673	1217	2890	763	765	1528	2520	2277	4797
Jersey	5	12	17	15	17	32	10	38	48	656	571	1227	396	330	726	1082	968	2050
JoDaviess	4	12	16	42	42	84	74	154	228	1513	1119	2632	426	309	735	2059	1636	3695
Johnson	0	0	0	34	51	85	9	53	62	1163	750	1913	329	318	647	1535	1172	2707
Kane	0	0	0	3	1	4	0	0	0	53	40	93	265	179	444	321	220	541
Kankakee	0	0	0	8	10	18	0	0	0	172	106	278	159	178	337	339	294	633
Kendall	0	0	0	7	7	14	0	0	0	86	62	148	127	94	221	220	163	383
Knox	3	8	11	28	47	75	32	58	90	1044	777	1821	514	362	876	1621	1252	2873
Lake	0	0	0	0	0	0	0	0	0	0	0	0	291	172	463	291	172	463
LaSalle	2	5	7	27	38	65	17	60	77	888	722	1610	648	583	1231	1582	1408	2990
Lawrence	0	2	2	9	16	25	15	38	53	474	365	839	264	250	514	762	671	1433
Lee	0	0	0	12	15	27	0	0	0	530	438	968	272	275	547	814	728	1542
Livingston	0	0	0	5	14	19	0	0	0	353	262	615	173	165	338	531	441	972
Logan	0	0	0	7	16	23	0	0	0	295	233	528	166	141	307	468	390	858
Macon	0	0	0	9	5	14	0	0	0	213	110	323	271	258	529	493	373	866
Macoupin	8	38	46	32	39	71	27	98	125	1395	1122	2517	577	524	1101	2039	1821	3860
Madison	0	12	12	16	16	32	11	29	40	733	522	1255	607	532	1139	1367	1111	2478
Marion	3	18	21	36	61	97	20	98	118	1340	956	2296	615	567	1182	2014	1700	3714
Marshall	0	0	0	12	18	30	0	0	0	530	381	911	210	154	364	752	553	1305
Mason	0	0	0	17	26	43	0	0	0	456	332	788	260	220	480	733	578	1311
Massac	0	0	0	10	17	27	0	0	0	409	323	732	200	197	397	619	537	1156
McDonough	7	13	20	29	22	51	18	71	89	714	566	1280	321	272	593	1089	944	2033
McHenry	0	0	0	6	8	14	24	21	45	345	238	583	341	271	612	716	538	1254
McLean	5	19	24	9	20	29	4	28	32	472	370	842	304	275	579	794	712	1506
Menard	0	0	0	14	17	31	0	0	0	362	269	631	175	198	373	551	484	1035
Mercer	0	0	0	10	20	30	0	0	0	633	499	1132	236	154	390	879	673	1552
Monroe	0	0	0	25	31	56	10	23	33	733	539	1272	198	176	374	966	769	1735
Montgomery	0	13	13	23	30	53	4	38	42	872	674	1546	412	358	770	1311	1113	2424
Morgan	4	17	21	16	31	47	20	69	89	767	606	1373	378	314	692	1185	1037	2222
Moultrie	0	0	0	5	9	14	0	0	0	208	106	314	162	141	303	375	256	631
Ogle	8	13	21	22	35	57	25	55	80	810	739	1549	427	325	752	1292	1167	2459
Peoria	4	10	14	25	38	63	20	49	69	988	718	1706	644	573	1217	1681	1388	3069

2005 ILLINOIS COUNTY DEER HARVEST BY SEX FOR EACH SEASON (state sites included in county totals)

County	Youth			Muzzle			L-W/CWD			Firearm			Archery			All Seasons		
	M	F	Total	M	F	Total	M	F	Total	M	F	Total	M	F	Total	M	F	Total
Perry	5	22	27	25	54	79	25	124	149	984	766	1750	413	392	805	1452	1358	2810
Piatt	0	0	0	8	8	16	0	0	0	190	92	282	142	179	321	340	279	619
Pike	18	48	66	153	147	300	123	316	439	2289	1884	4173	2033	1971	4004	4616	4366	8982
Pope	0	0	0	26	45	71	0	0	0	1365	874	2239	466	454	920	1857	1373	3230
Pulaski	0	0	0	13	41	54	0	0	0	437	353	790	113	182	295	563	576	1139
Putnam	0	0	0	12	15	27	0	0	0	348	270	618	145	144	289	505	429	934
Randolph	15	57	72	35	82	117	29	141	170	1562	1104	2666	484	478	962	2125	1862	3987
Richland	0	5	5	21	21	42	16	69	85	666	503	1169	274	277	551	977	875	1852
Rock Island	0	0	0	17	17	34	0	0	0	583	464	1047	350	264	614	950	745	1695
Saline	0	0	0	19	32	51	0	0	0	704	440	1144	249	257	506	972	729	1701
Sangamon	0	0	0	32	29	61	0	0	0	597	429	1026	439	423	862	1068	881	1949
Schuyler	12	24	36	31	47	78	33	116	149	1088	979	2067	472	345	817	1636	1511	3147
Scott	3	3	6	12	14	26	11	24	35	420	396	816	175	156	331	621	593	1214
Shelby	0	0	0	16	47	63	0	0	0	927	617	1544	425	396	821	1368	1060	2428
Stark	0	0	0	7	14	21	0	0	0	224	183	407	88	82	170	319	279	598
St. Clair	7	18	25	19	20	39	11	50	61	739	506	1245	404	349	753	1180	943	2123
Stephenson	0	0	0	14	28	42	0	0	0	718	514	1232	276	178	454	1008	720	1728
Tazewell	0	0	0	13	14	27	0	0	0	547	431	978	390	355	745	950	800	1750
Union	0	0	0	29	72	101	5	59	64	1206	839	2045	370	396	766	1610	1366	2976
Vermilion	0	0	0	12	25	37	0	0	0	580	438	1018	571	453	1024	1163	916	2079
Wabash	0	0	0	3	6	9	4	6	10	242	189	431	135	152	287	384	353	737
Warren	0	0	0	16	17	33	0	0	0	481	403	884	196	163	359	693	583	1276
Washington	3	8	11	23	36	59	17	48	65	939	639	1578	283	292	575	1265	1023	2288
Wayne	7	26	33	41	51	92	56	185	241	1250	943	2193	474	467	941	1828	1672	3500
White	8	10	18	27	30	57	28	95	123	816	535	1351	356	394	750	1235	1064	2299
Whiteside	1	12	13	12	12	24	9	42	51	617	510	1127	254	235	489	893	811	1704
Will	0	0	0	5	11	16	0	0	0	280	176	456	506	414	920	791	601	1392
Williamson	6	32	38	26	35	61	22	75	97	1242	781	2023	447	476	923	1743	1399	3142
Winnebago	0	0	0	17	7	24	35	57	92	393	299	692	268	178	446	713	541	1254
Woodford	0	0	0	19	39	58	0	0	0	607	555	1162	320	349	669	946	943	1889
Totals	242	823	1065	1987	2892	4879	1304	4076	5380	70845	52947	123792	34785	31308	66093	109163	92046	201209
Percent	23%	77%		41%	59%		24%	76%		57%	43%		53%	47%		54%	46%	