



# SUMMARY OF 2007-2008 ILLINOIS DEER SEASONS

Forest Wildlife Program, Illinois Department of Natural Resources



## General Information

### Season Dates:

Archery Season – October 1, 2007 through January 17, 2008, closed during firearm deer season in counties open to firearm deer hunting

Youth Season – October 6-7, 2007

Firearm Season – November 16-18; November 29-December 2, 2007

Muzzleloader Season – December 7-9, 2007 (also allowed November 29-December 2)

Late-Winter Antlerless Season/CWD Season – January 18-20, 2008

**Total Days of Deer Hunting:** 112

**Bag Limit:** One deer per legal permit, with no set limit for total number of deer allowed. No more than 2 antlered deer during the year, except additional antlered deer may be taken during the special CWD season only.

**Significant Changes:** (1) Youth Deer Season was changed to a statewide either-sex season (99 counties) - previously it was an antlerless-only season held in a limited number of counties; (2) persons with unfilled permits for the Youth Deer Season were allowed to use these permits during the Late-Winter deer season to harvest antlerless deer, so long as the permit was issued for an open county.

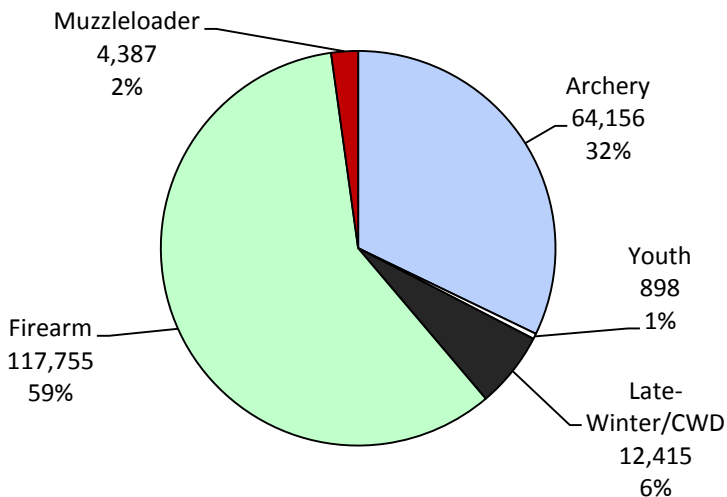
**Harvest Reporting:** Successful deer hunters were required to register their harvest by 10 p.m. on the same calendar day as the deer was taken by using an automated harvest reporting system (telephone or internet). The only exception to automated harvest reporting occurred in select northern Illinois counties during the firearm and special chronic wasting disease (CWD) deer seasons, where mandatory check stations were staffed by IDNR biologists to collect tissue samples for CWD surveillance.

**Total Harvest (all seasons):** 199,611

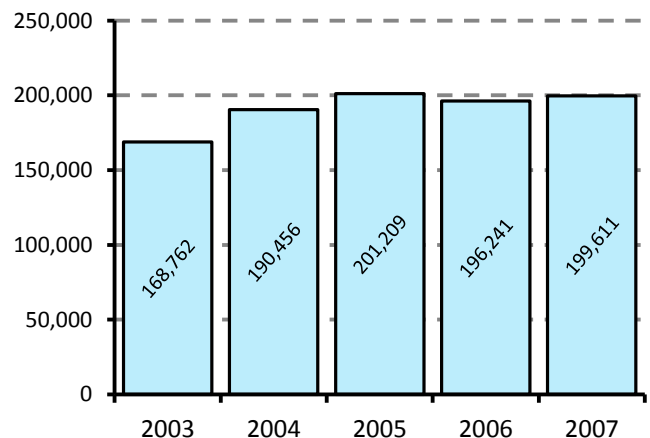
**Record Harvest:** 201,209 (2005)

**Harvest Sex Ratio (all seasons):** 53.6% male: 46.4% female; (40.8% antlered: 59.2% antlerless)

2007-2008 Illinois deer harvest by season



Recent deer harvest trends (all seasons)



## Permitting

IDNR's Permit Office issued 611,545 deer permits for all seasons, including both lottery-issued permits and over-the-counter permits. The number of permits issued increased for all seasons except the Late Winter Season.

| <b>Number and types of permits issued for the 2007-2008 deer seasons</b> |                                   |                                      |                            |
|--|-----------------------------------|--------------------------------------|----------------------------|
| <b>Archery</b>   | <b>Number of Resident Permits</b> | <b>Number of Nonresident Permits</b> | <b>Percent Nonresident</b> |
| Landowner POH Permit, Either-Sex <sup>1</sup>                            | 32,218                            | 938                                  | 2.83%                      |
| Landowner POH Permit, Antlerless-Only <sup>1</sup>                       | 32,218                            | 938                                  | 2.83%                      |
| Single Antlerless-Only Permit  | 2,849                             | 6,293                                | 68.84%                     |
| Combination OTC Permit (1 ES + 1 AO)                                     | 114,365                           | 20,006                               | 14.89%                     |
| <b>TOTAL</b>   | <b>181,650</b>                    | <b>28,175</b>                        | <b>13.43%</b>              |
| <b>Firearm</b>   |                                   |                                      |                            |
| Landowner POH Permit, Either-Sex <sup>1</sup>                            | 44,249                            | 1,525                                | 3.33%                      |
| Landowner POH Permit, Antlerless-Only <sup>1</sup>                       | 44,245                            | 1,181                                | 2.60%                      |
| Landowner Countywide Hunting Permit                                      | 0                                 | 0                                    | 0.00%                      |
| Full-season Either-Sex Permit  | 155,407                           | 9,602                                | 5.82%                      |
| Full-season Antlerless-Only Permit                                       | 83,223                            | 6,738                                | 7.49%                      |
| First-season Either-Sex Permit   | 521                               | 0                                    | 0.00%                      |
| First-season Antlerless-Only Permit                                      | 722                               | 1                                    | 0.14%                      |
| Second-season Either-Sex Permit  | 2,285                             | 65                                   | 2.77%                      |
| Second-season Antlerless-Only Permit                                     | 268                               | 0                                    | 0.00%                      |
| <b>TOTAL</b>   | <b>330,920</b>                    | <b>19,112</b>                        | <b>5.46%</b>               |
| <b>Muzzleloader</b>  |                                   |                                      |                            |
| Either-Sex Permit  | 22,435                            | 1,737                                | 7.19%                      |
| Antlerless-Only Permit   | 8,837                             | 1,300                                | 12.82%                     |
| <b>TOTAL</b>   | <b>31,272</b>                     | <b>3,037</b>                         | <b>8.85%</b>               |
| <b>Other Seasons</b>   |                                   |                                      |                            |
| Late Winter Antlerless-Only Permit                                       | 10,478                            | 0                                    | 0.00%                      |
| CWD Antlerless-Only Permit   | 1,696                             | 0                                    | 0.00%                      |
| Youth Antlerless-Only Permit   | 5,205                             | 0                                    | 0.00%                      |
| <b>Subtotal: All Seasons/Permit Types</b>                                | <b>561,221</b>                    | <b>50,324</b>                        | <b>8.23%</b>               |
| <b>Grand Total</b>   | <b>611,545</b>                    |                                      |                            |

<sup>1</sup> POH = "property only hunting"; a landowner permit that is valid only on the property owned/leased by that landowner

## 2007 Archery Deer Season Results

**Length:** 109 days (102 days in counties open to firearm deer hunting)

**Number of Counties Open:** 102

**Special Regulations:** Resident combination permits (one either-sex and one antlerless-only tag) available over-the-counter (OTC) in unlimited quantities. Nonresident combination permits were limited to a quota of 20,000 and issued via lottery. Single antlerless-only permits were available to both resident and nonresident hunters OTC without limit.

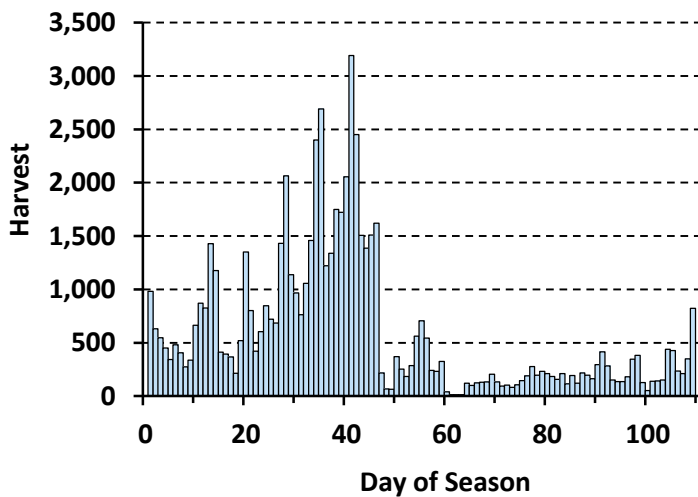
**Harvest:** 64,156

**Season Record:** 66,093 (2005)

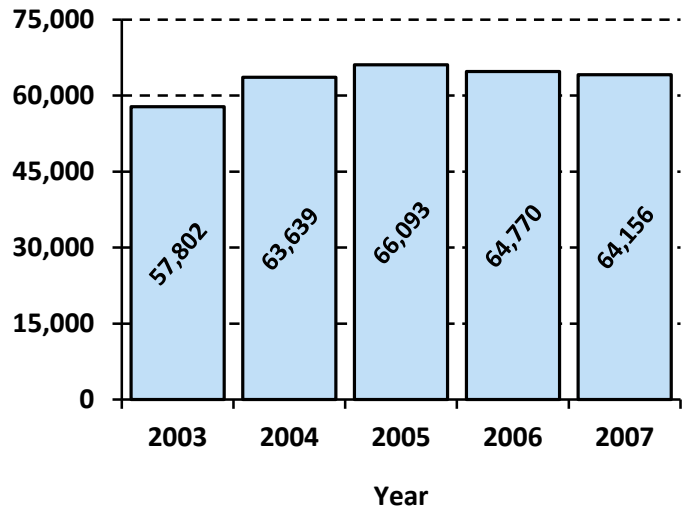
**Harvest Sex Ratio:** 50.8% male: 49.2% female (39.9% antlered: 60.1% antlerless)

**Top 5 Counties:** Pike (3,699), Fulton (1,596), Jefferson (1,498), Peoria (1,318), Adams (1,310)

Daily harvest during the 2007 archery deer season



Archery deer season harvest trends



**Trends in the number of archery deer season permits issued statewide**

| Permit Type   | 2003           | 2004           | 2005           | 2006           | 2007           |
|---|----------------|----------------|----------------|----------------|----------------|
| Landowner Property-Only Hunting Permit, Either-Sex      | 26,640         | 28,900         | 30,831         | 32,419         | 33,156         |
| Landowner Property-Only Hunting Permit, Antlerless-Only | 26,640         | 28,900         | 30,831         | 32,419         | 33,156         |
| Single Either-Sex Permit                                | 1,488          | 1,853          | 1,557          | 0              | 0              |
| Single Antlerless-Only Permit                           | 0              | 783            | 3,085          | 7,806          | 9,142          |
| Combination Over-the-Counter Permit (double permit)     | 118,949        | 125,774        | 127,758        | 133,871        | 134,371        |
| <b>TOTAL</b>  | <b>173,717</b> | <b>186,210</b> | <b>194,062</b> | <b>206,515</b> | <b>209,825</b> |

## 2007 Firearm Deer Season Results

**Length:** 7 days (split; one 3-day [Fri-Sun] + one 4-day [Thu-Sun] segment)

**Number of Counties Open:** 99 (closed in Cook, DuPage, Lake)

**Special Regulations:** County-specific (or special hunt area-specific) permits issued via lotteries from IDNR Permit Office. Mandatory check stations in effect for 7 northern Illinois counties (Stephenson, Winnebago, Boone, McHenry, Ogle, DeKalb, Kane) and voluntary check stations in 2 counties (Grundy and LaSalle) for chronic wasting disease (CWD) surveillance; other counties used automated harvest reporting.

**Weather Conditions:** Favorable first season; wet, wintry weather on the final two days of second season.

**Corn Harvest:** 99% complete statewide by beginning of season

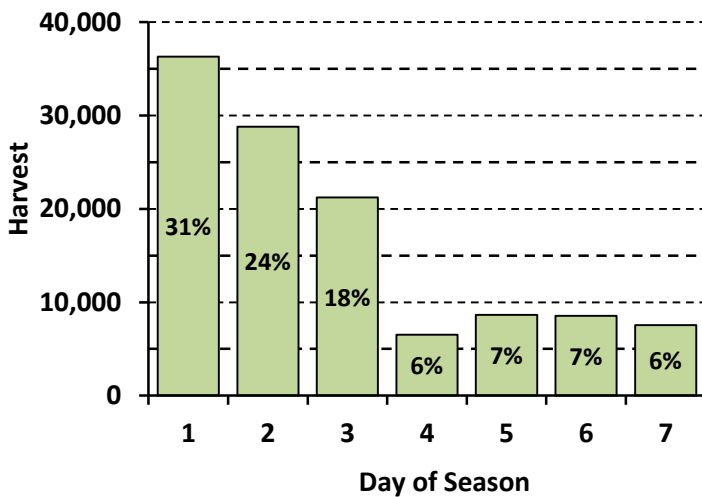
**Deer Harvest:** 117,755

**Season Record:** 123,792 (2005)

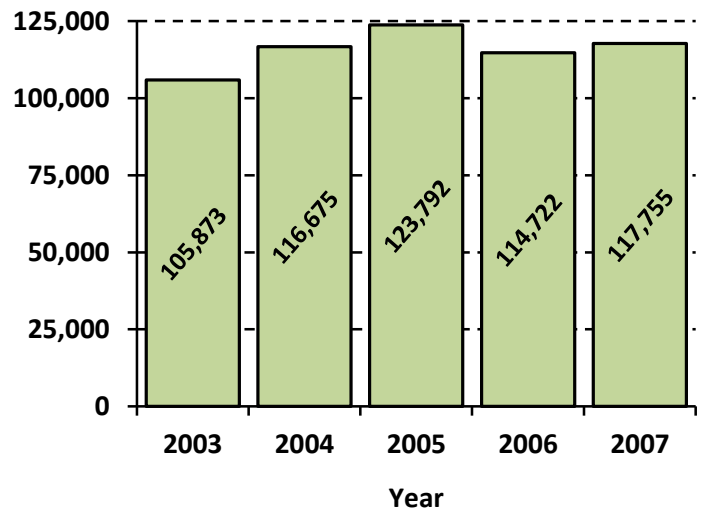
**Harvest Sex Ratio:** 58.7% male: 41.3% female (45.9% antlered: 54.1% antlerless)

**Top 5 Counties:** Pike (3,754), Jefferson (2,839), Adams (2,804), JoDaviess and Fulton (tie - 2,692)

Daily harvest during the 2007 firearm deer season



Firearm deer season harvest trends



**Trends in the number of firearm deer season permits issued statewide**

| Permit Type   | 2003           | 2004           | 2005           | 2006           | 2007           |
|---|----------------|----------------|----------------|----------------|----------------|
| Landowner Property-Only Hunting Permit, Either-Sex      | 41,209         | 42,972         | 44,513         | 45,765         | 45,774         |
| Landowner Property-Only Hunting Permit, Antlerless-Only | 40,918         | 42,649         | 44,074         | 45,426         | 45,426         |
| Full-season Either-Sex Permit                           | 145,268        | 152,692        | 160,106        | 160,668        | 165,009        |
| Full-season Antlerless-Only Permit                      | 49,102         | 65,526         | 77,014         | 80,750         | 89,961         |
| First-season Either-Sex Permit                          | 410            | 491            | 535            | 585            | 521            |
| First-season Antlerless-Only Permit                     | 558            | 620            | 557            | 687            | 723            |
| Second-season Either-Sex Permit                         | 10,319         | 3,770          | 2,994          | 2,888          | 2,350          |
| Second-season Antlerless-Only Permit                    | 946            | 150            | 147            | 250            | 268            |
| <b>TOTAL</b>  | <b>288,730</b> | <b>308,870</b> | <b>329,940</b> | <b>337,019</b> | <b>350,032</b> |

## 2007 Youth Deer Season Results

**Length:** 2 days

**Number of Counties Open:** 99 (up from 51 during 2006)

**Special Regulations:** Participation limited to youths under the age of 16, and hunters must be accompanied by a responsible supervising adult. One county-specific either-sex permit allowed per hunter, issued via lottery from the IDNR Permit Office. This was the first year in which the season was open statewide and in which either-sex hunting was permitted.

**Harvest:** 898

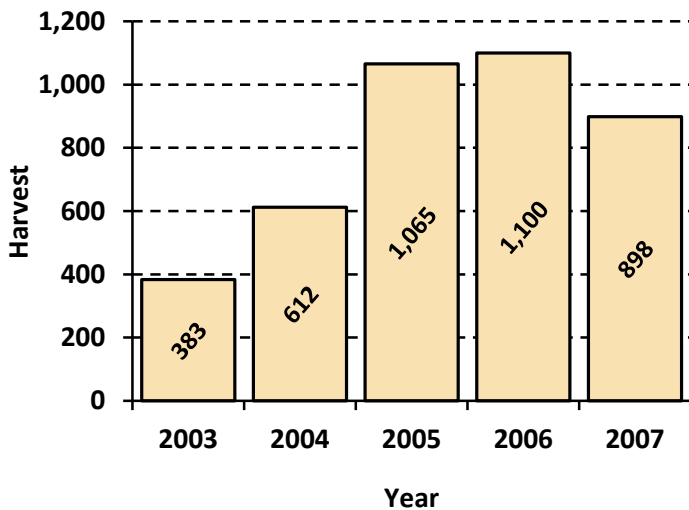
**Season Record:** 1,100 (2006)

**Harvest Sex Ratio:** 46.4% male: 53.6% female (30.2% antlered: 69.8% antlerless)

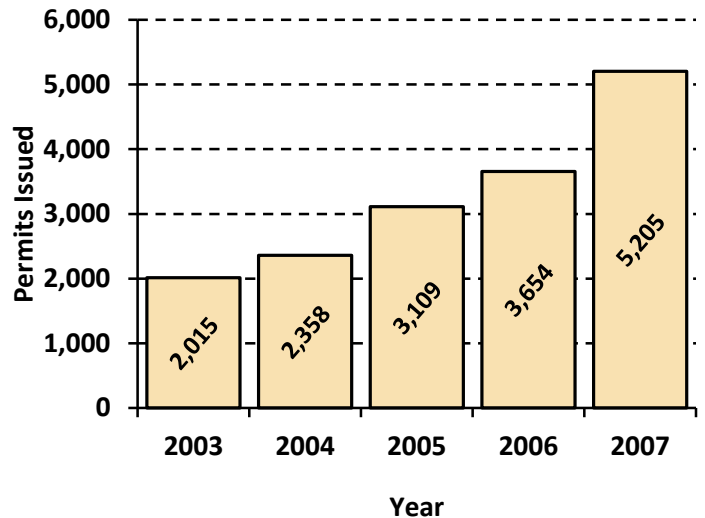
**Hunter Success Rate:** 17.3%

**Top 5 Counties:** Pike (39), Jefferson (34), Fulton (33), Marion (32), Macoupin (27)

Youth deer season harvest trends



Youth deer season trends in permits issued



## 2007 Muzzleloader Deer Season Results

**Length:** 3 days

**Number of Counties Open:** 99 (closed in Cook, DuPage, Lake)

**Special Regulations:** County-specific (or special hunt area-specific) permits issued via lotteries from IDNR Permit Office. Hunters with muzzleloader permits were also allowed to hunt with a muzzleloader during the 2<sup>nd</sup> Firearm Deer Season (4 days). Recipients of landowner permits (for their own property only) valid during the Firearm Deer Season could use those unfilled permits during the Muzzleloader Deer Season so long as they used a muzzleloading rifle.

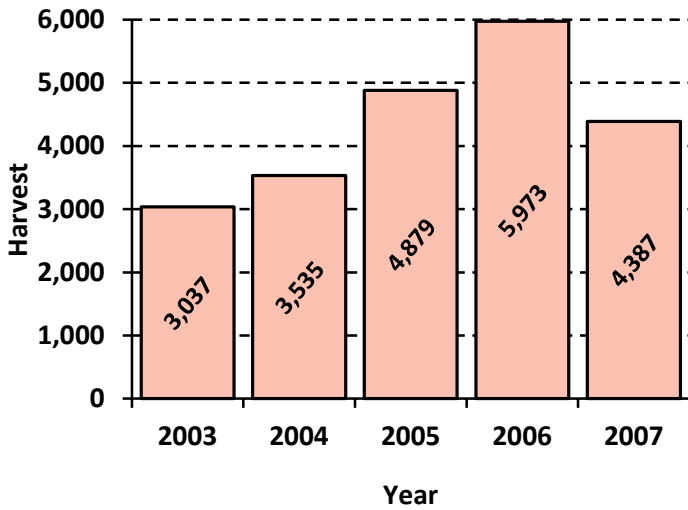
**Harvest:** 4,387

**Season Record:** 5,973 (2006)

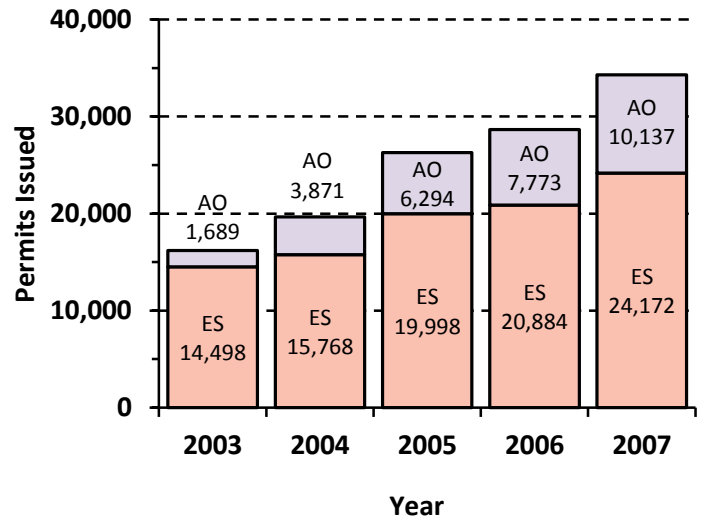
**Harvest Sex Ratio:** 46.1% male: 53.9% female (31.1% antlered: 68.9% antlerless)

**Top 5 Counties:** Pike (237), JoDaviess (141), Fulton (115), Hancock (110), LaSalle (107)

**Muzzleloader deer season harvest trends**



**Muzzleloader deer season trends in permits issued**



**2007-2008 Late-Winter Deer Season Results**

**Length:** 3 days

**Number of Counties Open:** 72 (67 in previous year)

**Special Regulations:** Legal weapons were shotguns, muzzleloaders, or handguns. County-specific antlerless-only permits issued via lottery to Illinois residents from IDNR Permit Office. Hunters with unfilled permits for the Firearm, Muzzleloader, or Youth deer seasons were allowed to hunt the Late Winter Deer Season to harvest antlerless deer, so long as the permit was issued for an open county. Persons with an unfilled Muzzleloader Season permit must use a muzzleloading rifle.

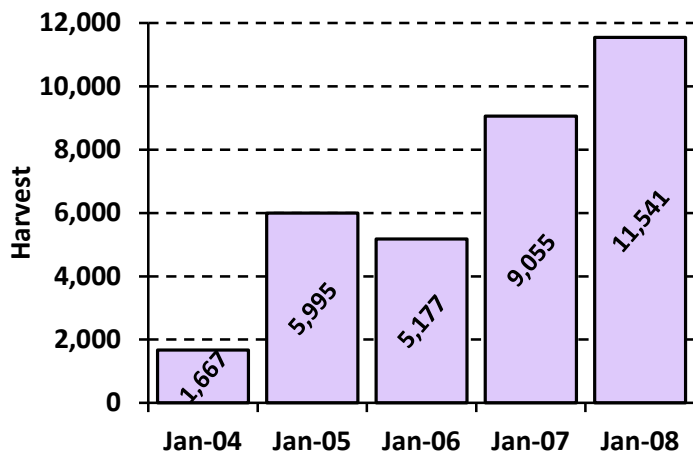
**Harvest:** 11,541 (new record)

**Previous Record:** 9,055 (2006)

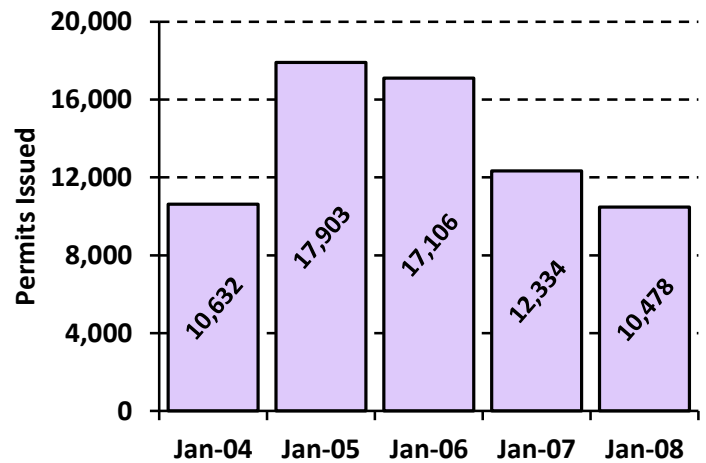
**Harvest Sex Ratio:** 21.3% male: 78.7% female

**Top 5 Counties:** Pike (714), Jefferson (431), Wayne (373), Adams (372), JoDaviess (355)

**Late-Winter deer season harvest trends**



**Late-Winter season trends in permits issued**



## 2007-2008 Special CWD Deer Season Results

**Length:** 3 days (concurrent with Late-Winter Season)

**Number of Counties Open:** 7 (Boone, DeKalb, Grundy, LaSalle, McHenry, Ogle, Winnebago)

**Special Regulations:** Legal weapons were shotguns, muzzleloaders, handguns, or bows. County-specific antlerless-only permits available OTC without limit to residents and nonresidents. Unfilled firearm, muzzleloader, youth and archery permits valid for open counties may be used during this season as long as the hunter uses only the weapon(s) allowed by that permit, and only harvests the sex of deer allowed by that permit. Mandatory county check stations were used for harvest reporting. Hunters willing to allow sampling of their harvested deer for CWD testing were given a free either-sex permit so that they could continue to hunt. The limit of 2 antlered deer was waived during this season.

**Harvest:** 874 (new record)

**Previous Record:** 621 (2006)

**Harvest Sex Ratio:** 34.2% male: 65.8% female (8.7% antlered: 91.3% antlerless)

### Harvest Age/Sex Summary (All Seasons)

At mandatory check stations, age and sex of harvested deer were recorded by IDNR wildlife biologists. For all other deer reported via the automated harvest reporting system, deer were placed into age classes based on morphological data reported by the hunter. Age classes were female adult ( $\geq 1.5$  years), female fawn, male adult ( $\geq 2.5$  years), male yearling (1.5 years), and male fawn.

| 2007 Illinois deer harvest composition by season by sex/age class <sup>1</sup> |               |            |                |              |               |            |                |
|--|---------------|------------|----------------|--------------|---------------|------------|----------------|
| Sex/Age Class  | Archery       | Youth      | Firearm        | Muzzleloader | Late-Winter   | CWD        | All Seasons    |
| Female adult   | 38.9%         | 35.9%      | 31.8%          | 42.4%        | 59.1%         | 47.1%      | 36.0%          |
| Female fawn  | 10.2%         | 17.7%      | 9.5%           | 11.5%        | 19.6%         | 18.6%      | 10.4%          |
| Male adult   | 24.7%         | 11.7%      | 27.7%          | 21.1%        | 1.4%          | 9.1%       | 24.9%          |
| Male yearling  | 15.3%         | 18.5%      | 18.2%          | 10.0%        | 1.4%          | 7.9%       | 16.1%          |
| Male fawn  | 10.8%         | 16.3%      | 12.8%          | 15.0%        | 18.5%         | 17.3%      | 12.6%          |
| <b>Total Harvest</b>   | <b>64,156</b> | <b>898</b> | <b>117,755</b> | <b>4,387</b> | <b>11,541</b> | <b>874</b> | <b>199,611</b> |

<sup>1</sup> Only harvested deer for which there was complete age/sex information were used in calculating percentages.

| Age structure of antlered bucks in the 2007 Illinois deer harvest <sup>1</sup> |                |                 |             |
|--|----------------|-----------------|-------------|
|  | Archery Season | All Gun Seasons | All Harvest |
| Male yearling (1.5 years)  | 38.3%          | 39.6%           | 39.2%       |
| Male adult ( $\geq 2.5$ years)   | 61.7%          | 60.4%           | 60.8%       |

<sup>1</sup> Only harvested deer for which there was complete age/sex information were used in calculating percentages.

| Proportion of antlered deer harvest by number of antler points |                  |       |       |       |       |       |       |      |
|--|------------------|-------|-------|-------|-------|-------|-------|------|
|  | Number of Points |       |       |       |       |       |       |      |
|  | Spike            | 3-4   | 5-6   | 7-8   | 9-10  | 11-12 | 13-14 | >14  |
| Archery Season   | 2.8%             | 7.0%  | 11.6% | 36.6% | 28.9% | 9.5%  | 2.4%  | 1.3% |
| All Gun Seasons  | 5.2%             | 11.3% | 16.2% | 37.1% | 22.0% | 6.0%  | 1.4%  | 0.7% |
| All Seasons  | 4.5%             | 10.0% | 14.7% | 36.9% | 24.2% | 7.1%  | 1.7%  | 0.9% |

**2007 ILLINOIS COUNTY DEER HARVEST BY SEX FOR EACH SEASON (state sites included in county totals)**

| County     | Youth |    |       | Muzzle |    |       | L-W/CWD |     |       | Firearm |      |       | Archery |     |       | All Seasons |      |       |
|------------|-------|----|-------|--------|----|-------|---------|-----|-------|---------|------|-------|---------|-----|-------|-------------|------|-------|
|            | M     | F  | Total | M      | F  | Total | M       | F   | Total | M       | F    | Total | M       | F   | Total | M           | F    | Total |
| Adams      | 12    | 14 | 26    | 34     | 35 | 69    | 90      | 282 | 372   | 1607    | 1197 | 2804  | 714     | 596 | 1310  | 2457        | 2124 | 4581  |
| Alexander  | 0     | 0  | 0     | 16     | 19 | 35    | 0       | 0   | 0     | 355     | 178  | 533   | 109     | 107 | 216   | 480         | 304  | 784   |
| Bond       | 6     | 3  | 9     | 8      | 6  | 14    | 20      | 70  | 90    | 680     | 492  | 1172  | 184     | 197 | 381   | 898         | 768  | 1666  |
| Boone      | 1     | 0  | 1     | 5      | 7  | 12    | 12      | 13  | 25    | 132     | 52   | 184   | 81      | 65  | 146   | 231         | 137  | 368   |
| Brown      | 4     | 6  | 10    | 45     | 30 | 75    | 67      | 175 | 242   | 922     | 698  | 1620  | 510     | 458 | 968   | 1548        | 1367 | 2915  |
| Bureau     | 6     | 5  | 11    | 46     | 55 | 101   | 47      | 166 | 213   | 967     | 695  | 1662  | 450     | 436 | 886   | 1516        | 1357 | 2873  |
| Calhoun    | 4     | 9  | 13    | 31     | 32 | 63    | 53      | 203 | 256   | 892     | 646  | 1538  | 538     | 530 | 1068  | 1518        | 1420 | 2938  |
| Carroll    | 6     | 2  | 8     | 26     | 30 | 56    | 26      | 83  | 109   | 666     | 521  | 1187  | 292     | 280 | 572   | 1016        | 916  | 1932  |
| Cass       | 4     | 2  | 6     | 12     | 18 | 30    | 14      | 69  | 83    | 551     | 370  | 921   | 324     | 277 | 601   | 905         | 736  | 1641  |
| Champaign  | 0     | 2  | 2     | 18     | 10 | 28    | 0       | 0   | 0     | 247     | 144  | 391   | 213     | 213 | 426   | 478         | 369  | 847   |
| Christian  | 2     | 5  | 7     | 8      | 13 | 21    | 15      | 69  | 84    | 476     | 271  | 747   | 196     | 234 | 430   | 697         | 592  | 1289  |
| Clark      | 7     | 5  | 12    | 31     | 22 | 53    | 43      | 136 | 179   | 914     | 605  | 1519  | 416     | 369 | 785   | 1411        | 1137 | 2548  |
| Clay       | 6     | 7  | 13    | 23     | 29 | 52    | 31      | 182 | 213   | 996     | 647  | 1643  | 323     | 316 | 639   | 1379        | 1181 | 2560  |
| Clinton    | 4     | 3  | 7     | 11     | 10 | 21    | 10      | 45  | 55    | 636     | 428  | 1064  | 217     | 213 | 430   | 878         | 699  | 1577  |
| Coles      | 2     | 3  | 5     | 10     | 17 | 27    | 8       | 35  | 43    | 496     | 338  | 834   | 333     | 309 | 642   | 849         | 702  | 1551  |
| Cook       | 0     | 0  | 0     | 0      | 0  | 0     | 0       | 0   | 0     | 0       | 0    | 0     | 137     | 97  | 234   | 137         | 97   | 234   |
| Crawford   | 7     | 5  | 12    | 18     | 20 | 38    | 40      | 128 | 168   | 766     | 537  | 1303  | 383     | 360 | 743   | 1214        | 1050 | 2264  |
| Cumberland | 1     | 4  | 5     | 13     | 8  | 21    | 10      | 61  | 71    | 567     | 384  | 951   | 162     | 148 | 310   | 753         | 605  | 1358  |
| DeKalb     | 0     | 0  | 0     | 12     | 15 | 27    | 12      | 22  | 34    | 173     | 133  | 306   | 139     | 108 | 247   | 336         | 278  | 614   |
| DeWitt     | 0     | 0  | 0     | 16     | 14 | 30    | 0       | 0   | 0     | 292     | 185  | 477   | 215     | 334 | 549   | 523         | 533  | 1056  |
| Douglas    | 0     | 0  | 0     | 4      | 5  | 9     | 0       | 0   | 0     | 159     | 109  | 268   | 113     | 79  | 192   | 276         | 193  | 469   |
| DuPage     | 0     | 0  | 0     | 0      | 0  | 0     | 0       | 0   | 0     | 0       | 0    | 0     | 44      | 28  | 72    | 44          | 28   | 72    |
| Edgar      | 0     | 1  | 1     | 10     | 21 | 31    | 11      | 49  | 60    | 491     | 347  | 838   | 263     | 179 | 442   | 775         | 597  | 1372  |
| Edwards    | 0     | 1  | 1     | 6      | 10 | 16    | 16      | 55  | 71    | 346     | 230  | 576   | 102     | 93  | 195   | 470         | 389  | 859   |
| Effingham  | 3     | 4  | 7     | 11     | 7  | 18    | 15      | 73  | 88    | 697     | 486  | 1183  | 196     | 215 | 411   | 922         | 785  | 1707  |
| Fayette    | 10    | 14 | 24    | 30     | 28 | 58    | 50      | 224 | 274   | 1343    | 953  | 2296  | 441     | 443 | 884   | 1874        | 1662 | 3536  |
| Ford       | 0     | 0  | 0     | 1      | 4  | 5     | 0       | 0   | 0     | 105     | 49   | 154   | 29      | 24  | 53    | 135         | 77   | 212   |
| Franklin   | 5     | 10 | 15    | 14     | 20 | 34    | 19      | 112 | 131   | 825     | 556  | 1381  | 363     | 413 | 776   | 1226        | 1111 | 2337  |
| Fulton     | 14    | 19 | 33    | 46     | 69 | 115   | 86      | 246 | 332   | 1536    | 1156 | 2692  | 892     | 704 | 1596  | 2574        | 2194 | 4768  |
| Gallatin   | 2     | 1  | 3     | 8      | 10 | 18    | 0       | 0   | 0     | 423     | 267  | 690   | 196     | 173 | 369   | 629         | 451  | 1080  |
| Greene     | 6     | 9  | 15    | 16     | 20 | 36    | 50      | 175 | 225   | 942     | 772  | 1714  | 419     | 417 | 836   | 1433        | 1393 | 2826  |
| Grundy     | 0     | 0  | 0     | 11     | 17 | 28    | 39      | 85  | 124   | 296     | 229  | 525   | 238     | 242 | 480   | 584         | 573  | 1157  |
| Hamilton   | 4     | 14 | 18    | 30     | 30 | 60    | 17      | 137 | 154   | 882     | 632  | 1514  | 290     | 329 | 619   | 1223        | 1142 | 2365  |
| Hancock    | 13    | 8  | 21    | 49     | 61 | 110   | 59      | 180 | 239   | 1351    | 1017 | 2368  | 455     | 435 | 890   | 1927        | 1701 | 3628  |
| Hardin     | 4     | 4  | 8     | 22     | 26 | 48    | 0       | 0   | 0     | 689     | 539  | 1228  | 139     | 231 | 370   | 854         | 800  | 1654  |
| Henderson  | 2     | 1  | 3     | 6      | 10 | 16    | 11      | 57  | 68    | 457     | 306  | 763   | 152     | 106 | 258   | 628         | 480  | 1108  |



**2007 ILLINOIS COUNTY DEER HARVEST BY SEX FOR EACH SEASON (state sites included in county totals)**

| County     | Youth |    |       | Muzzle |    |       | L-W/CWD |     |       | Firearm |      |       | Archery |     |       | All Seasons |      |       |
|------------|-------|----|-------|--------|----|-------|---------|-----|-------|---------|------|-------|---------|-----|-------|-------------|------|-------|
|            | M     | F  | Total | M      | F  | Total | M       | F   | Total | M       | F    | Total | M       | F   | Total | M           | F    | Total |
| Henry      | 2     | 2  | 4     | 20     | 28 | 48    | 16      | 64  | 80    | 574     | 394  | 968   | 289     | 245 | 534   | 901         | 733  | 1634  |
| Iroquois   | 0     | 1  | 1     | 15     | 31 | 46    | 0       | 0   | 0     | 492     | 344  | 836   | 213     | 212 | 425   | 720         | 588  | 1308  |
| Jackson    | 10    | 5  | 15    | 27     | 29 | 56    | 55      | 206 | 261   | 1552    | 980  | 2532  | 369     | 348 | 717   | 2013        | 1568 | 3581  |
| Jasper     | 6     | 15 | 21    | 26     | 26 | 52    | 39      | 155 | 194   | 812     | 588  | 1400  | 319     | 336 | 655   | 1202        | 1120 | 2322  |
| Jefferson  | 10    | 24 | 34    | 45     | 56 | 101   | 101     | 330 | 431   | 1642    | 1197 | 2839  | 718     | 780 | 1498  | 2516        | 2387 | 4903  |
| Jersey     | 4     | 5  | 9     | 18     | 16 | 34    | 24      | 109 | 133   | 615     | 459  | 1074  | 337     | 351 | 688   | 998         | 940  | 1938  |
| JoDaviess  | 14    | 9  | 23    | 72     | 69 | 141   | 102     | 253 | 355   | 1556    | 1136 | 2692  | 519     | 371 | 890   | 2263        | 1838 | 4101  |
| Johnson    | 3     | 7  | 10    | 24     | 40 | 64    | 41      | 154 | 195   | 1151    | 745  | 1896  | 310     | 361 | 671   | 1529        | 1307 | 2836  |
| Kane       | 0     | 0  | 0     | 1      | 3  | 4     | 0       | 0   | 0     | 47      | 24   | 71    | 236     | 171 | 407   | 284         | 198  | 482   |
| Kankakee   | 0     | 2  | 2     | 10     | 5  | 15    | 0       | 0   | 0     | 182     | 102  | 284   | 175     | 150 | 325   | 367         | 259  | 626   |
| Kendall    | 0     | 0  | 0     | 8      | 2  | 10    | 0       | 0   | 0     | 78      | 41   | 119   | 107     | 105 | 212   | 193         | 148  | 341   |
| Knox       | 8     | 10 | 18    | 28     | 30 | 58    | 48      | 131 | 179   | 982     | 700  | 1682  | 550     | 478 | 1028  | 1616        | 1349 | 2965  |
| Lake       | 0     | 0  | 0     | 0      | 0  | 0     | 0       | 0   | 0     | 5       | 17   | 22    | 249     | 193 | 442   | 254         | 210  | 464   |
| LaSalle    | 4     | 2  | 6     | 48     | 59 | 107   | 110     | 209 | 319   | 900     | 681  | 1581  | 598     | 559 | 1157  | 1660        | 1510 | 3170  |
| Lawrence   | 1     | 4  | 5     | 10     | 17 | 27    | 18      | 72  | 90    | 451     | 287  | 738   | 166     | 209 | 375   | 646         | 589  | 1235  |
| Lee        | 1     | 4  | 5     | 19     | 21 | 40    | 18      | 47  | 65    | 408     | 354  | 762   | 245     | 273 | 518   | 691         | 699  | 1390  |
| Livingston | 0     | 1  | 1     | 13     | 17 | 30    | 0       | 0   | 0     | 379     | 268  | 647   | 157     | 154 | 311   | 549         | 440  | 989   |
| Logan      | 0     | 1  | 1     | 6      | 7  | 13    | 9       | 24  | 33    | 309     | 217  | 526   | 156     | 139 | 295   | 480         | 388  | 868   |
| Macon      | 2     | 1  | 3     | 16     | 18 | 34    | 0       | 0   | 0     | 228     | 127  | 355   | 269     | 260 | 529   | 515         | 406  | 921   |
| Macoupin   | 11    | 16 | 27    | 29     | 39 | 68    | 39      | 152 | 191   | 1315    | 982  | 2297  | 535     | 524 | 1059  | 1929        | 1713 | 3642  |
| Madison    | 3     | 4  | 7     | 10     | 11 | 21    | 21      | 70  | 91    | 753     | 525  | 1278  | 572     | 575 | 1147  | 1359        | 1185 | 2544  |
| Marion     | 22    | 10 | 32    | 41     | 41 | 82    | 58      | 257 | 315   | 1386    | 929  | 2315  | 569     | 584 | 1153  | 2076        | 1821 | 3897  |
| Marshall   | 4     | 3  | 7     | 17     | 22 | 39    | 22      | 42  | 64    | 536     | 360  | 896   | 201     | 180 | 381   | 780         | 607  | 1387  |
| Mason      | 3     | 1  | 4     | 14     | 19 | 33    | 0       | 0   | 0     | 411     | 277  | 688   | 258     | 229 | 487   | 686         | 526  | 1212  |
| Massac     | 0     | 0  | 0     | 10     | 21 | 31    | 12      | 74  | 86    | 432     | 294  | 726   | 203     | 181 | 384   | 657         | 570  | 1227  |
| McDonough  | 5     | 5  | 10    | 19     | 25 | 44    | 25      | 104 | 129   | 715     | 509  | 1224  | 345     | 256 | 601   | 1109        | 899  | 2008  |
| McHenry    | 1     | 0  | 1     | 16     | 16 | 32    | 29      | 49  | 78    | 336     | 204  | 540   | 329     | 287 | 616   | 711         | 556  | 1267  |
| McLean     | 5     | 3  | 8     | 14     | 32 | 46    | 24      | 55  | 79    | 457     | 324  | 781   | 287     | 304 | 591   | 787         | 718  | 1505  |
| Menard     | 4     | 2  | 6     | 10     | 13 | 23    | 16      | 44  | 60    | 322     | 220  | 542   | 198     | 169 | 367   | 550         | 448  | 998   |
| Mercer     | 3     | 1  | 4     | 20     | 25 | 45    | 13      | 66  | 79    | 622     | 463  | 1085  | 219     | 163 | 382   | 877         | 718  | 1595  |
| Monroe     | 3     | 4  | 7     | 15     | 12 | 27    | 8       | 82  | 90    | 717     | 487  | 1204  | 151     | 154 | 305   | 894         | 739  | 1633  |
| Montgomery | 3     | 15 | 18    | 14     | 12 | 26    | 29      | 112 | 141   | 846     | 646  | 1492  | 340     | 334 | 674   | 1232        | 1119 | 2351  |
| Morgan     | 10    | 4  | 14    | 6      | 20 | 26    | 28      | 93  | 121   | 731     | 502  | 1233  | 332     | 327 | 659   | 1107        | 946  | 2053  |
| Moultrie   | 1     | 0  | 1     | 8      | 11 | 19    | 0       | 0   | 0     | 233     | 136  | 369   | 144     | 135 | 279   | 386         | 282  | 668   |
| Ogle       | 6     | 8  | 14    | 40     | 34 | 74    | 78      | 149 | 227   | 795     | 597  | 1392  | 407     | 326 | 733   | 1326        | 1114 | 2440  |
| Peoria     | 11    | 7  | 18    | 35     | 39 | 74    | 43      | 118 | 161   | 976     | 793  | 1769  | 695     | 623 | 1318  | 1760        | 1580 | 3340  |

**2007 ILLINOIS COUNTY DEER HARVEST BY SEX FOR EACH SEASON (state sites included in county totals)**

| County        | Youth      |            |            | Muzzle      |             |             | L-W/CWD     |             |              | Firearm      |              |               | Archery      |              |              | All Seasons   |              |               |
|---------------|------------|------------|------------|-------------|-------------|-------------|-------------|-------------|--------------|--------------|--------------|---------------|--------------|--------------|--------------|---------------|--------------|---------------|
|               | M          | F          | Total      | M           | F           | Total       | M           | F           | Total        | M            | F            | Total         | M            | F            | Total        | M             | F            | Total         |
| Perry         | 6          | 10         | 16         | 24          | 31          | 55          | 59          | 213         | 272          | 948          | 678          | 1626          | 329          | 370          | 699          | 1366          | 1302         | 2668          |
| Piatt         | 1          | 1          | 2          | 3           | 4           | 7           | 0           | 0           | 0            | 157          | 89           | 246           | 111          | 117          | 228          | 272           | 211          | 483           |
| Pike          | 19         | 20         | 39         | 117         | 120         | 237         | 160         | 554         | 714          | 2168         | 1586         | 3754          | 1812         | 1887         | 3699         | 4276          | 4167         | 8443          |
| Pope          | 1          | 4          | 5          | 33          | 33          | 66          | 0           | 0           | 0            | 1335         | 835          | 2170          | 397          | 408          | 805          | 1766          | 1280         | 3046          |
| Pulaski       | 1          | 1          | 2          | 14          | 36          | 50          | 0           | 0           | 0            | 448          | 346          | 794           | 129          | 196          | 325          | 592           | 579          | 1171          |
| Putnam        | 1          | 1          | 2          | 20          | 19          | 39          | 8           | 48          | 56           | 346          | 264          | 610           | 140          | 173          | 313          | 515           | 505          | 1020          |
| Randolph      | 13         | 11         | 24         | 29          | 30          | 59          | 61          | 282         | 343          | 1522         | 1087         | 2609          | 463          | 456          | 919          | 2088          | 1866         | 3954          |
| Richland      | 7          | 4          | 11         | 13          | 6           | 19          | 19          | 105         | 124          | 575          | 437          | 1012          | 201          | 227          | 428          | 815           | 779          | 1594          |
| Rock Island   | 0          | 2          | 2          | 28          | 22          | 50          | 22          | 74          | 96           | 588          | 451          | 1039          | 346          | 313          | 659          | 984           | 862          | 1846          |
| Saline        | 3          | 1          | 4          | 10          | 20          | 30          | 16          | 131         | 147          | 697          | 412          | 1109          | 223          | 244          | 467          | 949           | 808          | 1757          |
| Sangamon      | 4          | 5          | 9          | 18          | 18          | 36          | 19          | 83          | 102          | 586          | 394          | 980           | 428          | 399          | 827          | 1055          | 899          | 1954          |
| Schuyler      | 5          | 11         | 16         | 40          | 46          | 86          | 62          | 239         | 301          | 1089         | 828          | 1917          | 517          | 406          | 923          | 1713          | 1530         | 3243          |
| Scott         | 3          | 2          | 5          | 11          | 20          | 31          | 14          | 67          | 81           | 408          | 276          | 684           | 150          | 140          | 290          | 586           | 505          | 1091          |
| Shelby        | 2          | 5          | 7          | 28          | 23          | 51          | 25          | 95          | 120          | 1002         | 608          | 1610          | 373          | 393          | 766          | 1430          | 1124         | 2554          |
| Stark         | 1          | 7          | 8          | 4           | 12          | 16          | 9           | 34          | 43           | 210          | 142          | 352           | 86           | 84           | 170          | 310           | 279          | 589           |
| St. Clair     | 4          | 5          | 9          | 18          | 15          | 33          | 17          | 73          | 90           | 675          | 486          | 1161          | 333          | 309          | 642          | 1047          | 888          | 1935          |
| Stephenson    | 0          | 1          | 1          | 28          | 31          | 59          | 37          | 76          | 113          | 683          | 525          | 1208          | 244          | 204          | 448          | 992           | 837          | 1829          |
| Tazewell      | 2          | 2          | 4          | 6           | 15          | 21          | 12          | 57          | 69           | 465          | 375          | 840           | 362          | 375          | 737          | 847           | 824          | 1671          |
| Union         | 5          | 12         | 17         | 31          | 26          | 57          | 28          | 163         | 191          | 1275         | 850          | 2125          | 368          | 455          | 823          | 1707          | 1506         | 3213          |
| Vermilion     | 1          | 1          | 2          | 26          | 31          | 57          | 21          | 80          | 101          | 640          | 372          | 1012          | 545          | 535          | 1080         | 1233          | 1019         | 2252          |
| Wabash        | 0          | 1          | 1          | 1           | 5           | 6           | 8           | 23          | 31           | 228          | 127          | 355           | 116          | 120          | 236          | 353           | 276          | 629           |
| Warren        | 1          | 0          | 1          | 10          | 20          | 30          | 13          | 40          | 53           | 419          | 303          | 722           | 157          | 118          | 275          | 600           | 481          | 1081          |
| Washington    | 7          | 5          | 12         | 8           | 9           | 17          | 25          | 101         | 126          | 814          | 612          | 1426          | 211          | 241          | 452          | 1065          | 968          | 2033          |
| Wayne         | 12         | 4          | 16         | 27          | 40          | 67          | 88          | 285         | 373          | 1257         | 849          | 2106          | 475          | 503          | 978          | 1859          | 1681         | 3540          |
| White         | 7          | 6          | 13         | 22          | 34          | 56          | 42          | 170         | 212          | 768          | 469          | 1237          | 365          | 391          | 756          | 1204          | 1070         | 2274          |
| Whiteside     | 2          | 5          | 7          | 14          | 21          | 35          | 28          | 64          | 92           | 561          | 464          | 1025          | 247          | 257          | 504          | 852           | 811          | 1663          |
| Will          | 0          | 1          | 1          | 18          | 12          | 30          | 0           | 0           | 0            | 264          | 183          | 447           | 545          | 412          | 957          | 827           | 608          | 1435          |
| Williamson    | 11         | 9          | 20         | 24          | 23          | 47          | 28          | 118         | 146          | 1147         | 837          | 1984          | 395          | 467          | 862          | 1605          | 1454         | 3059          |
| Winnebago     | 0          | 4          | 4          | 10          | 19          | 29          | 19          | 48          | 67           | 345          | 223          | 568           | 241          | 177          | 418          | 615           | 471          | 1086          |
| Woodford      | 3          | 3          | 6          | 17          | 29          | 46          | 21          | 81          | 102          | 631          | 495          | 1126          | 277          | 354          | 631          | 949           | 962          | 1911          |
| <b>Totals</b> | <b>417</b> | <b>481</b> | <b>898</b> | <b>2023</b> | <b>2364</b> | <b>4387</b> | <b>2758</b> | <b>9657</b> | <b>12415</b> | <b>69074</b> | <b>48681</b> | <b>117755</b> | <b>32621</b> | <b>31535</b> | <b>64156</b> | <b>106893</b> | <b>92718</b> | <b>199611</b> |
| Percent       | <b>46%</b> | <b>54%</b> |            | <b>46%</b>  | <b>54%</b>  |             | <b>22%</b>  | <b>78%</b>  |              | <b>59%</b>   | <b>41%</b>   |               | <b>51%</b>   | <b>49%</b>   |              | <b>54%</b>    | <b>46%</b>   |               |