

# SUMMARY OF 2008-2009 ILLINOIS DEER SEASONS

Forest Wildlife Program, Illinois Department of Natural Resources



## General Information

### Season Dates:

Archery Season – October 1, 2008 through January 15, 2009, closed during firearm deer season in counties open to firearm deer hunting

Youth Season – October 11-12, 2008

Firearm Season – November 21-23; December 4-7, 2008

Muzzleloader Season – December 12-14, 2008 (also allowed December 4-7)

Late-Winter Antlerless Season/CWD Season – January 16-18, 2009

**Total Days of Deer Hunting:** 110

**Bag Limit:** One deer per legal permit, with no set limit for total number of deer allowed. No more than 2 antlered deer during the year, except additional antlered deer may be taken during the special CWD season only.

**Significant Changes:** The Illinois General Assembly increased the quota for nonresident archery deer combination permits from 20,000 to 25,000, but sales (20,853) fell far short of the new quota.

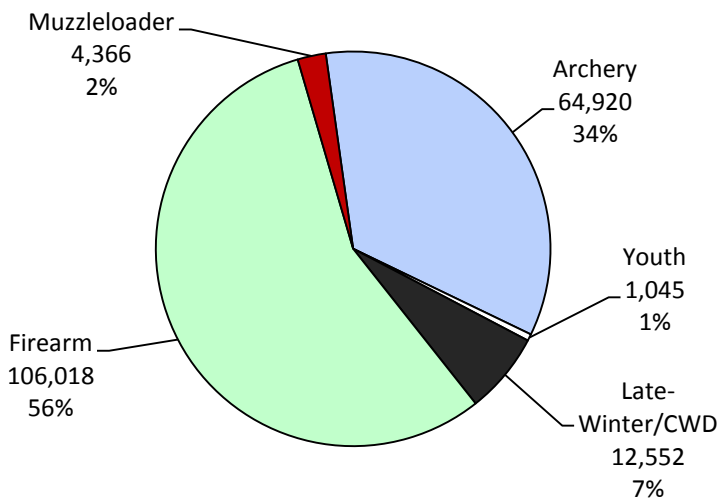
**Harvest Reporting:** Successful deer hunters were required to register their harvest by 10 p.m. on the same calendar day as the deer was taken by using an automated harvest reporting system (telephone or internet). The only exception to automated harvest reporting occurred in select northern Illinois counties during the firearm and special chronic wasting disease (CWD) deer seasons, where mandatory check stations were staffed by IDNR biologists to collect tissue samples for CWD surveillance.

**Total Harvest (all seasons):** 188,901

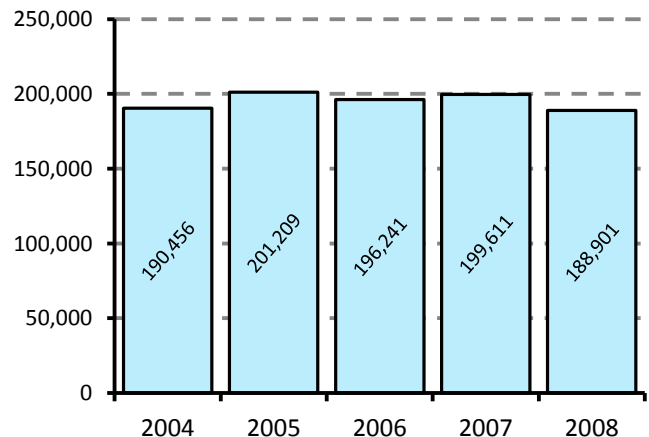
**Record Harvest:** 201,209 (2005)

**Harvest Sex Ratio (all seasons):** 50.3% male: 49.7% female; (38.0% antlered: 62.0% antlerless)

2008-2009 Illinois deer harvest by season



Recent deer harvest trends (all seasons)



## Permitting

IDNR's Permit Office issued 621,014 deer permits for all seasons, including both lottery-issued permits and over-the-counter permits. The number of permits issued increased for all seasons except the Late Winter Season and the CWD Season.

<b>Number and types of permits issued for the 2008-2009 deer seasons</b>			
<b>Archery</b>	<b>Number of Resident Permits</b>	<b>Number of Nonresident Permits</b>	<b>Percent Nonresident</b>
Landowner POH Permit, Either-Sex <sup>1</sup>	31,968	944	2.87%
Landowner POH Permit, Antlerless-Only <sup>1</sup>	31,968	944	2.87%
Single Antlerless-Only Permit	3,238	7,344	69.40%
Combination OTC Permit (1 ES + 1 AO)	118,816	20,853	14.93%
<b>TOTAL</b>	<b>185,990</b>	<b>30,085</b>	<b>13.92%</b>
<b>Firearm</b>			
Landowner POH Permit, Either-Sex <sup>1</sup>	42,071	1,470	3.38%
Landowner POH Permit, Antlerless-Only <sup>1</sup>	42,066	1,129	2.61%
Landowner Countywide Hunting Permit	0	0	0.00%
Full-season Either-Sex Permit	155,627	9,430	5.71%
Full-season Antlerless-Only Permit	87,978	7,357	7.72%
First-season Either-Sex Permit	567	0	0.00%
First-season Antlerless-Only Permit	810	1	0.12%
Second-season Either-Sex Permit	2,200	26	1.17%
Second-season Antlerless-Only Permit	380	0	0.00%
<b>TOTAL</b>	<b>331,699</b>	<b>19,413</b>	<b>5.53%</b>
<b>Muzzleloader</b>			
Either-Sex Permit	24,463	1,630	6.25%
Antlerless-Only Permit	10,263	1,238	10.76%
<b>TOTAL</b>	<b>34,726</b>	<b>2,868</b>	<b>7.63%</b>
<b>Other Seasons</b>			
Late Winter Antlerless-Only Permit	9,852	0	0.00%
CWD Antlerless-Only Permit	421	0	0.00%
Youth Antlerless-Only Permit	5,960	0	0.00%
<b>Subtotal: All Seasons/Permit Types</b>	<b>568,648</b>	<b>52,366</b>	<b>8.43%</b>
<b>Grand Total</b>	<b>621,014</b>		

<sup>1</sup> POH = "property only hunting"; a landowner permit that is valid only on the property owned/leased by that landowner

## 2008 Archery Deer Season Results

**Length:** 107 days (100 days in counties open to firearm deer hunting)

**Number of Counties Open:** 102

**Special Regulations:** Resident combination permits (one either-sex and one antlerless-only tag) available over-the-counter (OTC) in unlimited quantities. Nonresident combination permits were limited to a quota of 25,000 and issued via lottery. Single antlerless-only permits were available to both resident and nonresident hunters OTC without limit.

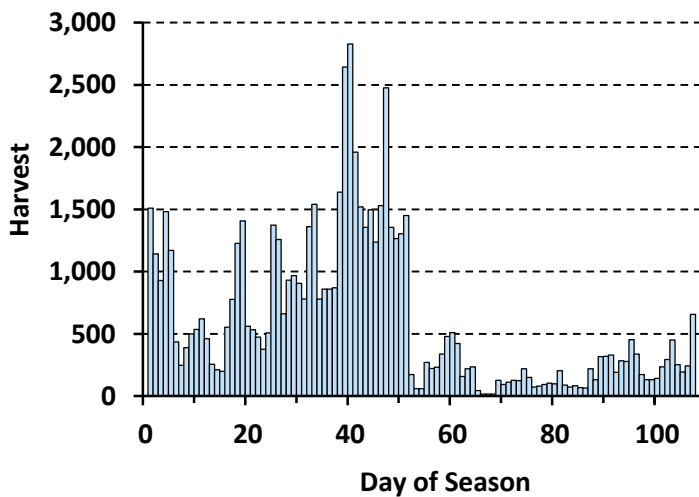
**Harvest:** 64,920

**Season Record:** 66,093 (2005)

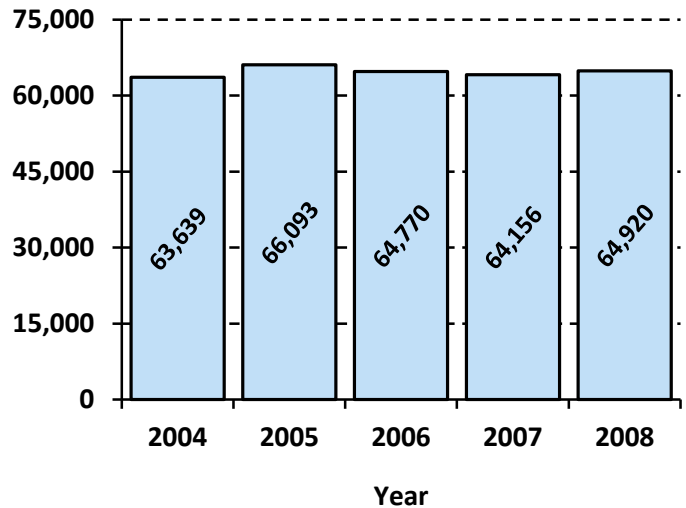
**Harvest Sex Ratio:** 49.6% male: 50.4% female (39.4% antlered: 60.6% antlerless)

**Top 5 Counties:** Pike (3,754), Fulton (1,820), Jefferson (1,459), Adams (1,404), Peoria (1,324)

**Daily harvest during the 2008 archery deer season**



**Archery deer season harvest trends**



**Trends in the number of archery deer season permits issued statewide**

Permit Type	2004	2005	2006	2007	2008
Landowner Property-Only Hunting Permit, Either-Sex	28,900	30,831	32,419	33,156	32,912
Landowner Property-Only Hunting Permit, Antlerless-Only	28,900	30,831	32,419	33,156	32,912
Single Either-Sex Permit	1,853	1,557	0	0	0
Single Antlerless-Only Permit	783	3,085	7,806	9,142	10,582
Combination Over-the-Counter Permit (double permit)	125,774	127,758	133,871	134,371	139,669
<b>TOTAL</b>	<b>186,210</b>	<b>194,062</b>	<b>206,515</b>	<b>209,825</b>	<b>216,075</b>

## 2008 Firearm Deer Season Results

**Length:** 7 days (split; one 3-day [Fri-Sun] + one 4-day [Thu-Sun] segment)

**Number of Counties Open:** 99 (closed in Cook, DuPage, Lake)

**Special Regulations:** County-specific (or special hunt area-specific) permits issued via lotteries from IDNR Permit Office. Mandatory check stations in effect for 9 northern Illinois counties (Stephenson, Winnebago, Boone, McHenry, Ogle, DeKalb, Kane, LaSalle, and Grundy) for chronic wasting disease (CWD) surveillance; other counties used automated harvest reporting.

**Weather Conditions:** Favorable first season, with temperatures averaging 10.4 degrees below normal; cold, wintry weather during second season with temperatures 20 degrees below normal.

**Corn Harvest:** 95% complete statewide by beginning of season

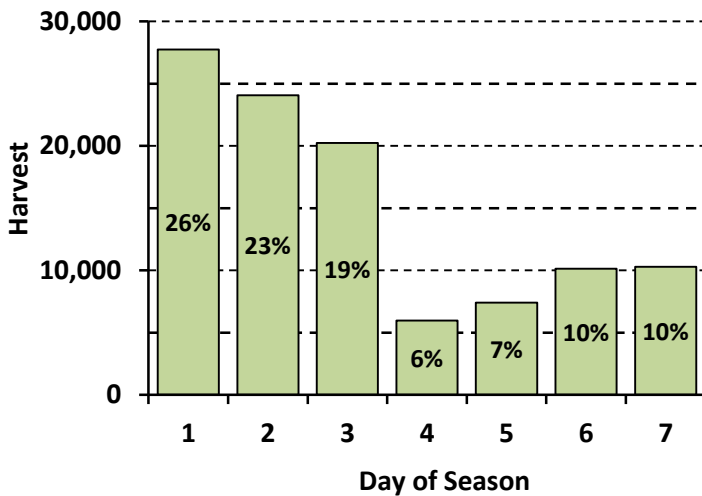
**Deer Harvest:** 106,018

**Season Record:** 123,792 (2005)

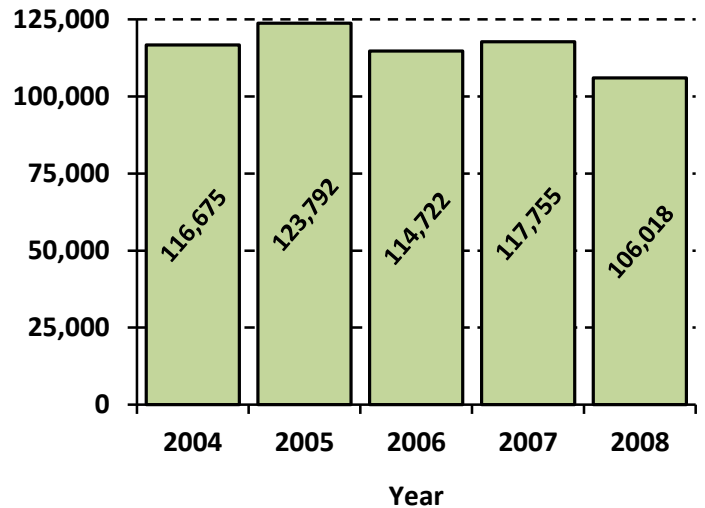
**Harvest Sex Ratio:** 54.4% male: 45.6% female (42.0% antlered: 58.0% antlerless)

**Top 5 Counties:** Pike (3,356), Fulton (2,699), Adams (2,651), Randolph (2,494), and Jefferson (2,456)

Daily harvest during the 2008 firearm deer season



Firearm deer season harvest trends



**Trends in the number of firearm deer season permits issued statewide**

Permit Type	2004	2005	2006	2007	2008
Landowner Property-Only Hunting Permit, Either-Sex	42,972	44,513	45,765	45,774	43,541
Landowner Property-Only Hunting Permit, Antlerless-Only	42,649	44,074	45,426	45,426	43,195
Full-season Either-Sex Permit	152,692	160,106	160,668	165,009	165,057
Full-season Antlerless-Only Permit	65,526	77,014	80,750	89,961	95,335
First-season Either-Sex Permit	491	535	585	521	567
First-season Antlerless-Only Permit	620	557	687	723	811
Second-season Either-Sex Permit	3,770	2,994	2,888	2,350	2,226
Second-season Antlerless-Only Permit	150	147	250	268	380
<b>TOTAL</b>	<b>308,870</b>	<b>329,940</b>	<b>337,019</b>	<b>350,032</b>	<b>351,112</b>

## 2008 Youth Deer Season Results

**Length:** 2 days

**Number of Counties Open:** 99 (closed in Cook, DuPage, and Lake counties)

**Special Regulations:** Participation limited to youths under the age of 16, and hunters must be accompanied by a responsible supervising adult. One county-specific either-sex permit allowed per hunter, issued via lottery from the IDNR Permit Office. This was the second year in which the season was open statewide and in which either-sex hunting was permitted.

**Harvest:** 1,045

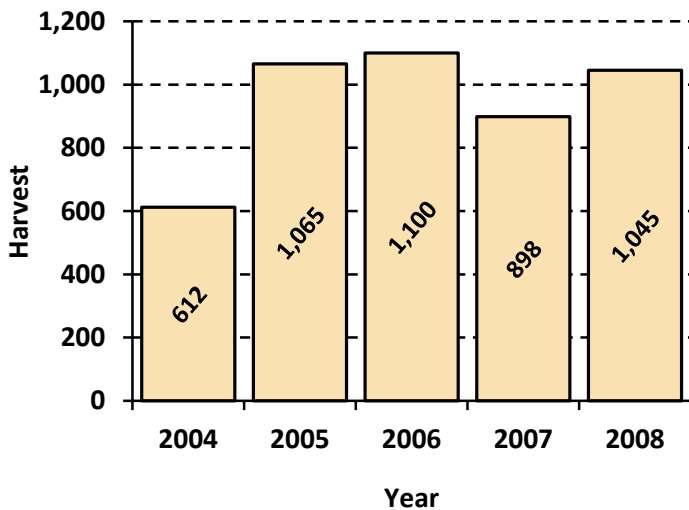
**Season Record:** 1,100 (2006)

**Harvest Sex Ratio:** 50.5% male: 49.5% female (35.5% antlered: 64.5% antlerless)

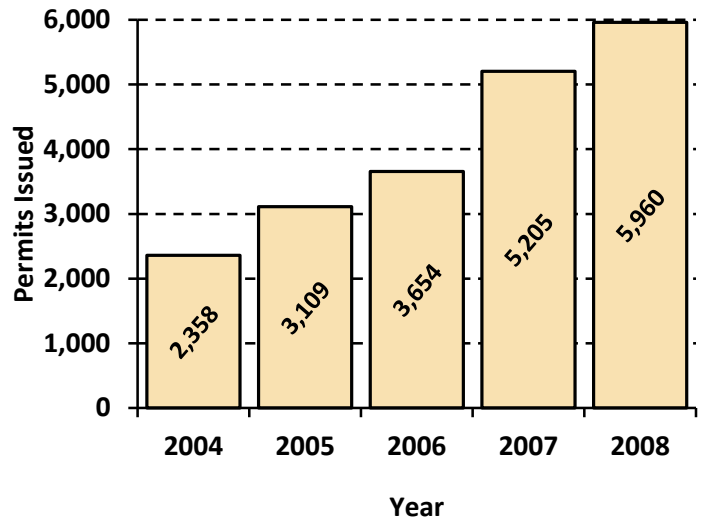
**Hunter Success Rate:** 17.5%

**Top 5 Counties:** Pike (55), Jefferson (41), Randolph (40), Adams (34), and Fayette (33)

**Youth deer season harvest trends**



**Youth deer season trends in permits issued**



## 2008 Muzzleloader Deer Season Results

**Length:** 3 days

**Number of Counties Open:** 99 (closed in Cook, DuPage, Lake)

**Special Regulations:** County-specific (or special hunt area-specific) permits issued via lotteries from IDNR Permit Office. Hunters with muzzleloader permits were also allowed to hunt with a muzzleloader during the 2<sup>nd</sup> Firearm Deer Season (4 days). Recipients of landowner permits (for their own property only) valid during the Firearm Deer Season could use those unfilled permits during the Muzzleloader Deer Season so long as they used a muzzleloading rifle.

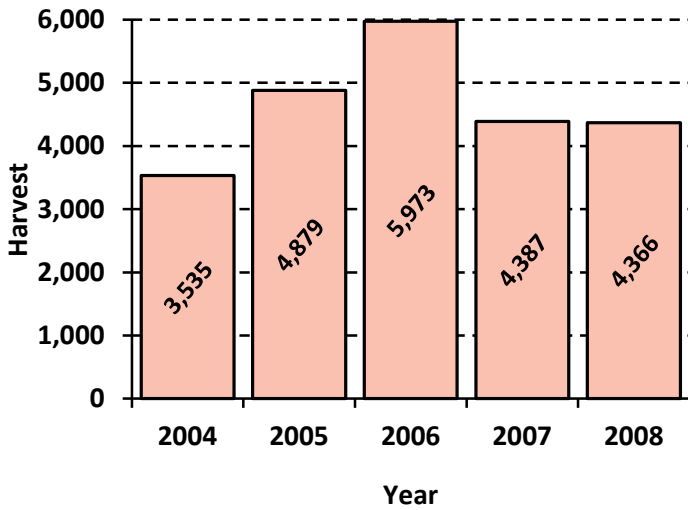
**Harvest:** 4,366

**Season Record:** 5,973 (2006)

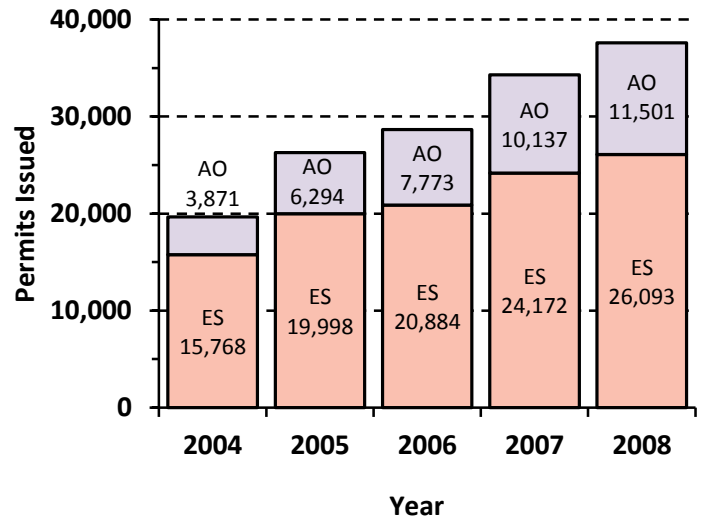
**Harvest Sex Ratio:** 42.4% male: 57.6% female (30.0% antlered: 70.0% antlerless)

**Top 5 Counties:** Pike (257), Jefferson (137), JoDaviess (113), Marion (103), and Schuyler (95)

**Muzzleloader deer season harvest trends**



**Muzzleloader deer season trends in permits issued**



**2008-2009 Late-Winter Deer Season Results**

**Length:** 3 days

**Number of Counties Open:** 75 (72 in previous year)

**Special Regulations:** Legal weapons were shotguns, muzzleloaders, or handguns. County-specific antlerless-only permits issued via lottery to Illinois residents from IDNR Permit Office. Hunters with unfilled permits for the Firearm, Muzzleloader, or Youth deer seasons were allowed to hunt the Late Winter Deer Season to harvest antlerless deer, so long as the permit was issued for an open county. Persons with an unfilled Muzzleloader Season permit must use a muzzleloading rifle.

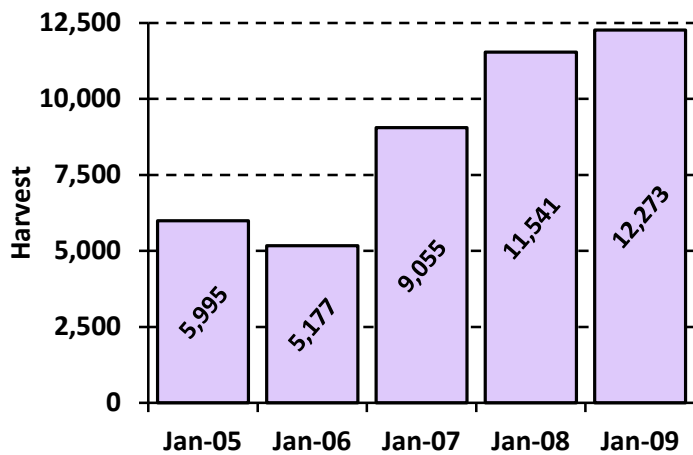
**Harvest:** 12,273 (new record)

**Previous Record:** 11,541 (Jan. 2008)

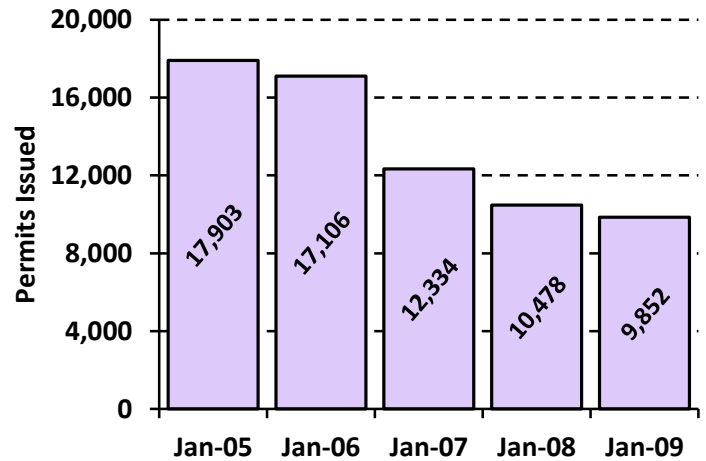
**Harvest Sex Ratio:** 21.0% male: 79.0% female

**Top 5 Counties:** Pike (638), Fulton (428), Jefferson (378), Adams (352), Wayne (343)

**Late-Winter deer season harvest trends**



**Late-Winter season trends in permits issued**



## 2008-2009 Special CWD Deer Season Results

**Length:** 3 days (concurrent with Late-Winter Season)

**Number of Counties Open:** 5 (previously 7); Boone, Winnebago, McHenry, DeKalb, Kane)

**Special Regulations:** Legal weapons were shotguns, muzzleloaders, handguns, or bows. County-specific antlerless-only permits available OTC without limit to residents and nonresidents. Unfilled firearm, muzzleloader, youth and archery permits valid for open counties may be used during this season as long as the hunter uses only the weapon(s) allowed by that permit, and only harvests the sex of deer allowed by that permit. Mandatory county check stations were used for harvest reporting. Hunters willing to allow sampling of their harvested deer for CWD testing were given a free either-sex permit so that they could continue to hunt. The limit of 2 antlered deer was waived during this season.

**Harvest:** 279

**Season Record:** 874 (Jan. 2007)

**Harvest Sex Ratio:** 36.6% male: 63.4% female (9.0% antlered: 91.0% antlerless)

### Harvest Age/Sex Summary (All Seasons)

At mandatory check stations, age and sex of harvested deer were recorded by IDNR wildlife biologists. For all other deer reported via the automated harvest reporting system, deer were placed into age classes based on morphological data reported by the hunter. Age classes were female adult ( $\geq 1.5$  years), female fawn, male adult ( $\geq 2.5$  years), male yearling (1.5 years), and male fawn.

2008 Illinois deer harvest composition by season by sex/age class <sup>1</sup>							
Sex/Age Class	Archery	Youth	Firearm	Muzzleloader	Late-Winter	CWD	All Seasons
Female adult	41.1%	37.1%	36.5%	46.1%	61.4%	47.8%	40.0%
Female fawn	9.2%	12.3%	9.1%	11.5%	17.6%	15.2%	9.8%
Male adult	23.7%	11.2%	24.8%	20.2%	1.6%	11.2%	22.7%
Male yearling	15.9%	24.3%	17.2%	9.9%	1.6%	7.2%	15.6%
Male fawn	10.1%	15.0%	12.4%	12.3%	17.7%	18.5%	12.0%
<b>Total Harvest</b>	<b>64,920</b>	<b>1,045</b>	<b>106,018</b>	<b>4,366</b>	<b>12,273</b>	<b>279</b>	<b>188,901</b>

<sup>1</sup> Only harvested deer for which there was complete age/sex information were used in calculating percentages.

Age structure of antlered bucks in the 2008 Illinois deer harvest <sup>1</sup>			
	Archery Season	All Gun Seasons	All Harvest
Male yearling (1.5 years)	40.2%	41.1%	40.8%
Male adult ( $\geq 2.5$ years)	59.8%	58.9%	59.2%

<sup>1</sup> Only harvested deer for which there was complete age/sex information were used in calculating percentages.

Proportion of antlered deer harvest by number of antler points								
	Number of Points							
	Spike	3-4	5-6	7-8	9-10	11-12	13-14	>14
Archery Season	3.0%	7.2%	11.4%	36.9%	29.4%	8.8%	2.3%	1.1%
All Gun Seasons	6.2%	11.8%	15.8%	37.2%	21.6%	5.4%	1.3%	0.6%
All Seasons	5.1%	10.2%	14.3%	37.1%	24.3%	6.6%	1.7%	0.8%

**2008 ILLINOIS COUNTY DEER HARVEST BY SEX FOR EACH SEASON (state sites included in county totals)**

County	Youth			Muzzle			L-W/CWD			Firearm			Archery			All Seasons		
	M	F	Total	M	F	Total	M	F	Total	M	F	Total	M	F	Total	M	F	Total
Adams	17	17	34	28	42	70	75	277	352	1370	1281	2651	764	640	1404	2254	2257	4511
Alexander	0	1	1	14	20	34	0	0	0	339	204	543	112	138	250	465	363	828
Bond	2	2	4	12	7	19	21	83	104	458	456	914	220	221	441	713	769	1482
Boone	1	2	3	3	7	10	13	17	30	91	69	160	74	52	126	182	147	329
Brown	12	16	28	39	44	83	62	211	273	753	724	1477	512	478	990	1378	1473	2851
Bureau	9	10	19	38	41	79	52	167	219	827	796	1623	398	444	842	1324	1458	2782
Callhoun	4	12	16	35	31	66	59	181	240	721	622	1343	541	575	1116	1360	1421	2781
Carroll	7	1	8	22	29	51	27	89	116	570	561	1131	304	309	613	930	989	1919
Cass	4	6	10	16	13	29	18	67	85	394	363	757	322	250	572	754	699	1453
Champaign	1	2	3	16	6	22	0	0	0	188	132	320	226	184	410	431	324	755
Christian	2	2	4	16	14	30	13	45	58	357	313	670	187	264	451	575	638	1213
Clark	8	7	15	22	32	54	31	138	169	751	553	1304	385	402	787	1197	1132	2329
Clay	9	2	11	20	31	51	35	142	177	768	666	1434	283	321	604	1115	1162	2277
Clinton	1	3	4	7	12	19	14	56	70	486	390	876	217	209	426	725	670	1395
Coles	2	3	5	11	13	24	10	45	55	413	336	749	311	315	626	747	712	1459
Cook	0	0	0	0	0	0	0	0	0	0	0	0	130	71	201	130	71	201
Crawford	4	4	8	25	32	57	33	129	162	660	535	1195	393	406	799	1115	1106	2221
Cumberland	4	2	6	10	14	24	15	65	80	501	420	921	191	194	385	721	695	1416
DeKalb	1	3	4	2	6	8	32	36	68	145	100	245	120	115	235	300	260	560
DeWitt	2	3	5	9	21	30	0	0	0	259	228	487	174	363	537	444	615	1059
Douglas	0	1	1	3	3	6	0	0	0	110	95	205	81	62	143	194	161	355
DuPage	0	0	0	0	0	0	0	0	0	0	0	0	43	35	78	43	35	78
Edgar	5	7	12	18	17	35	12	42	54	453	332	785	227	203	430	715	601	1316
Edwards	2	2	4	10	6	16	12	56	68	323	192	515	106	108	214	453	364	817
Effingham	4	6	10	19	16	35	20	90	110	606	453	1059	174	267	441	823	832	1655
Fayette	12	21	33	26	44	70	46	246	292	1166	949	2115	399	431	830	1649	1691	3340
Ford	1	0	1	2	5	7	0	0	0	106	56	162	45	29	74	154	90	244
Franklin	4	4	8	15	28	43	24	113	137	729	477	1206	350	422	772	1122	1044	2166
Fulton	16	15	31	40	53	93	103	325	428	1406	1293	2699	955	865	1820	2520	2551	5071
Gallatin	1	2	3	16	33	49	0	0	0	369	255	624	152	154	306	538	444	982
Greene	5	2	7	29	31	60	40	150	190	774	711	1485	429	428	857	1277	1322	2599
Grundy	0	0	0	9	9	18	24	59	83	221	188	409	235	227	462	489	483	972
Hamilton	3	7	10	15	30	45	19	153	172	783	564	1347	277	337	614	1097	1091	2188
Hancock	12	12	24	34	51	85	68	269	337	1162	1196	2358	441	416	857	1717	1944	3661
Hardin	9	4	13	11	44	55	0	0	0	603	504	1107	187	232	419	810	784	1594
Henderson	2	5	7	6	16	22	13	45	58	338	338	676	136	93	229	495	497	992



**2008 ILLINOIS COUNTY DEER HARVEST BY SEX FOR EACH SEASON (state sites included in county totals)**

County	Youth			Muzzle			L-W/CWD			Firearm			Archery			All Seasons		
	M	F	Total	M	F	Total	M	F	Total	M	F	Total	M	F	Total	M	F	Total
Henry	4	3	7	21	18	39	24	72	96	476	418	894	286	256	542	811	767	1578
Iroquois	3	2	5	20	29	49	0	0	0	436	387	823	220	240	460	679	658	1337
Jackson	11	9	20	27	37	64	43	192	235	1304	905	2209	389	499	888	1774	1642	3416
Jasper	9	8	17	22	33	55	37	127	164	716	575	1291	291	359	650	1075	1102	2177
Jefferson	23	18	41	52	85	137	59	319	378	1349	1107	2456	638	821	1459	2121	2350	4471
Jersey	4	9	13	13	11	24	14	119	133	520	504	1024	355	341	696	906	984	1890
JoDaviess	13	15	28	61	52	113	80	262	342	1229	1144	2373	454	410	864	1837	1883	3720
Johnson	12	7	19	27	41	68	31	132	163	1092	759	1851	305	356	661	1467	1295	2762
Kane	0	1	1	2	3	5	4	8	12	36	27	63	234	168	402	276	207	483
Kankakee	0	1	1	7	5	12	0	0	0	129	113	242	165	159	324	301	278	579
Kendall	0	0	0	5	6	11	0	0	0	65	41	106	102	123	225	172	170	342
Knox	5	3	8	23	43	66	58	171	229	874	749	1623	566	488	1054	1526	1454	2980
Lake	0	0	0	0	0	0	0	0	0	4	5	9	274	170	444	278	175	453
LaSalle	7	4	11	17	38	55	45	162	207	747	689	1436	566	605	1171	1382	1498	2880
Lawrence	2	0	2	8	13	21	11	57	68	347	262	609	221	201	422	589	533	1122
Lee	4	6	10	9	12	21	17	74	91	367	333	700	250	226	476	647	651	1298
Livingston	1	4	5	10	14	24	0	0	0	318	279	597	159	154	313	488	451	939
Logan	2	1	3	11	10	21	13	22	35	239	220	459	160	118	278	425	371	796
Macon	3	5	8	20	17	37	0	0	0	202	139	341	260	288	548	485	449	934
Macoupin	16	10	26	25	40	65	40	167	207	998	849	1847	510	516	1026	1589	1582	3171
Madison	9	8	17	19	21	40	18	90	108	484	440	924	512	555	1067	1042	1114	2156
Marion	13	10	23	42	61	103	46	220	266	1168	869	2037	585	558	1143	1854	1718	3572
Marshall	4	3	7	10	17	27	23	55	78	456	380	836	190	194	384	683	649	1332
Mason	1	7	8	22	30	52	0	0	0	381	302	683	219	204	423	623	543	1166
Massac	1	2	3	5	10	15	15	57	72	358	272	630	207	232	439	586	573	1159
McDonough	2	5	7	18	20	38	34	94	128	608	547	1155	327	290	617	989	956	1945
McHenry	1	2	3	7	13	20	21	67	88	204	170	374	312	273	585	545	525	1070
McLean	6	5	11	18	20	38	30	89	119	374	357	731	307	368	675	735	839	1574
Menard	1	1	2	9	15	24	18	44	62	231	200	431	174	196	370	433	456	889
Mercer	4	2	6	14	14	28	30	82	112	501	481	982	231	156	387	780	735	1515
Monroe	1	4	5	9	16	25	9	71	80	651	453	1104	141	171	312	811	715	1526
Montgomery	13	7	20	17	15	32	24	106	130	683	548	1231	341	371	712	1078	1047	2125
Morgan	5	2	7	18	25	43	37	91	128	520	487	1007	336	311	647	916	916	1832
Moultrie	2	0	2	10	22	32	0	0	0	180	159	339	154	150	304	346	331	677
Ogle	7	7	14	19	27	46	48	95	143	579	605	1184	377	353	730	1030	1087	2117
Peoria	12	11	23	23	34	57	80	216	296	795	858	1653	639	685	1324	1549	1804	3353

**2008 ILLINOIS COUNTY DEER HARVEST BY SEX FOR EACH SEASON (state sites included in county totals)**

County	Youth			Muzzle			L-W/CWD			Firearm			Archery			All Seasons		
	M	F	Total	M	F	Total	M	F	Total	M	F	Total	M	F	Total	M	F	Total
Perry	10	6	16	17	20	37	36	202	238	791	595	1386	335	307	642	1189	1130	2319
Piatt	1	1	2	1	6	7	0	0	0	115	91	206	109	117	226	226	215	441
Pike	26	29	55	126	131	257	155	483	638	1800	1556	3356	1880	1874	3754	3987	4073	8060
Pope	3	4	7	19	29	48	0	0	0	1074	767	1841	440	503	943	1536	1303	2839
Pulaski	1	0	1	16	21	37	0	0	0	457	362	819	94	172	266	568	555	1123
Putnam	0	1	1	20	17	37	30	64	94	280	258	538	152	178	330	482	518	1000
Randolph	23	17	40	21	51	72	46	263	309	1393	1101	2494	470	471	941	1953	1903	3856
Richland	1	7	8	10	15	25	21	73	94	470	413	883	222	219	441	724	727	1451
Rock Island	5	3	8	21	17	38	42	115	157	485	500	985	300	302	602	853	937	1790
Saline	2	3	5	14	30	44	14	93	107	620	416	1036	251	282	533	901	824	1725
Sangamon	10	4	14	19	27	46	22	98	120	503	384	887	418	423	841	972	936	1908
Schuyler	14	2	16	39	56	95	55	206	261	921	862	1783	510	447	957	1539	1573	3112
Scott	3	2	5	6	14	20	20	70	90	307	271	578	140	120	260	476	477	953
Shelby	4	6	10	21	50	71	25	109	134	764	672	1436	331	415	746	1145	1252	2397
Stark	3	2	5	12	5	17	9	35	44	199	162	361	73	80	153	296	284	580
St. Clair	2	10	12	9	12	21	13	77	90	554	434	988	358	347	705	936	880	1816
Stephenson	5	2	7	21	23	44	39	94	133	577	511	1088	266	199	465	908	829	1737
Tazewell	4	6	10	9	11	20	29	87	116	396	369	765	399	381	780	837	854	1691
Union	3	4	7	35	45	80	27	152	179	1098	800	1898	342	457	799	1505	1458	2963
Vermilion	8	3	11	25	25	50	25	110	135	569	398	967	554	506	1060	1181	1042	2223
Wabash	0	1	1	5	7	12	7	28	35	190	122	312	147	116	263	349	274	623
Warren	1	0	1	10	16	26	14	46	60	415	325	740	155	110	265	595	497	1092
Washington	1	2	3	12	16	28	15	94	109	678	505	1183	247	248	495	953	865	1818
Wayne	5	6	11	28	53	81	70	273	343	1095	894	1989	450	507	957	1648	1733	3381
White	5	9	14	33	36	69	32	196	228	617	424	1041	328	369	697	1015	1034	2049
Whiteside	5	5	10	9	25	34	38	67	105	407	425	832	267	256	523	726	778	1504
Will	3	0	3	11	11	22	0	0	0	228	189	417	490	426	916	732	626	1358
Williamson	6	9	15	16	28	44	31	123	154	1003	791	1794	361	464	825	1417	1415	2832
Winnebago	1	0	1	11	18	29	32	49	81	283	226	509	239	179	418	566	472	1038
Woodford	6	5	11	17	32	49	32	109	141	545	555	1100	346	388	734	946	1089	2035
<b>Totals</b>	<b>528</b>	<b>517</b>	<b>1045</b>	<b>1851</b>	<b>2515</b>	<b>4366</b>	<b>2679</b>	<b>9873</b>	<b>12552</b>	<b>57655</b>	<b>48363</b>	<b>106018</b>	<b>32232</b>	<b>32688</b>	<b>64920</b>	<b>94945</b>	<b>93956</b>	<b>188901</b>
Percent	51%	49%		42%	58%		21%	79%		54%	46%		50%	50%		50%	50%	