

Classroom and Field Activities with Nature Study Aid Models

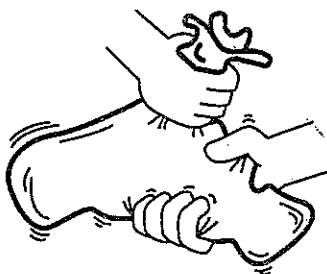
Plaster Casting

Needed: Plaster of Paris (two parts)
Water (one part)
Plastic bag (zipper seal type)
Food coloring (optional)

For negative casting:



Step 1. Place two parts plaster of Paris and one part water into bag. Add food coloring if desired.




Step 2. Seal bag and mix by working bag with hands.



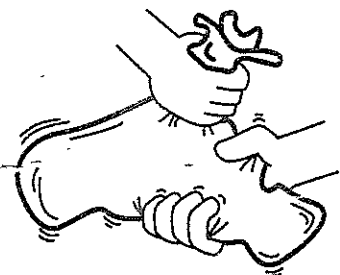
Step 3. Place model face up on any surface. Try different surfaces, such as a piece of wood, to produce various textured plaques.

Step 4. Cut corner of bag with scissors and pour over mold.



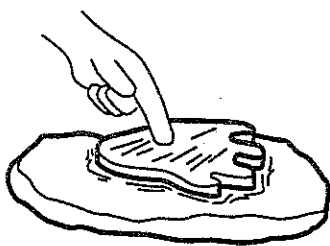
Step 5. Let air dry for 24 hours, remove and decorate.

For positive casting/plaster model:




Step 1. Place two parts plaster of Paris and one part water into bag. Add food coloring if desired.

Step 2. Seal bag and mix by working bag with hands.

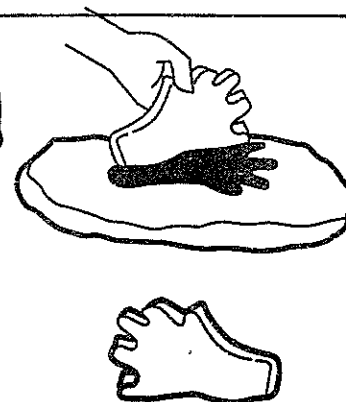


Step 3. Place model face down to make an impression into soil, glazing compound, or wet sand.



Step 4. Gently remove model from impression, taking care not to disturb the impression.

Step 5. Cut corner of bag with scissors and slowly pour over impression.

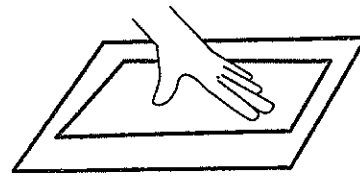

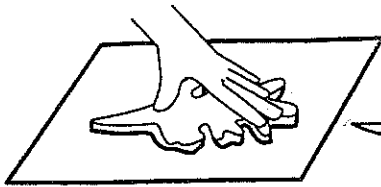


Step 6. Let air dry for 24 hours, remove and decorate.

Classroom and Field Activities with Nature Study Aid Models

Ink Printing

Needed: Ink pad (or sponge and food coloring)
Sheet of plastic or transparency film
Paper



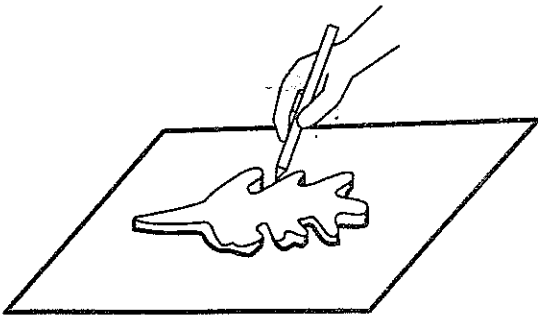
Step 1. Press model onto plastic sheet (model will adhere temporarily to sheet and help keep students hands clean).

Step 2. Press model onto ink pad. Make sure the model is covered completely with ink.

Step 3. Pick up plastic sheet/model from ink pad and place model-side down onto paper. Apply pressure with fingertips.

Step 4. Remove plastic sheet/model and allow print to air dry.

Each student will have an individual collection of prints for identification, study of margins, venation, and shape. The model will wash clean with a mild solution of warm, soapy water.



Students may also trace and draw the features and details of the model by hand.

Additional Supplies*

9704371 Plaster of Paris, 5 lbs.

9704370 Plaster of Paris, 25 lbs.

*Contact NASCO for up-to-date pricing.

Nasco

901 Janesville Avenue
Fort Atkinson, WI 53538-0901
Phone: 920-563-2446
Fax: 920-563-8296

4825 Stoddard Road
Modesto, CA 95352-9318
Phone: 209-545-1600
Fax: 209-545-1669

1-800-558-9595

www.eNASCO.com